



facts & figures

Exchange Traded Funds

20 new ETFs launched on Xetra in Q3

The four new iShares commodity ETFs from the S&P GSCI index family offer investors the opportunity to participate in the performance of the four commodity groups agriculture, energy, industrial metals and a comprehensive commodity basket. Two new UBS ETFs track the performance of enterprises based in Brazil.

db x-trackers issued three bond index ETFs, for the first time offering investors access to Italian government bonds denominated in euros.

The Ossiam ETF World Minimum Variance from the Ossiam Minimum Variance Index series tracks the performance of the world's most liquid companies from the five regional indices of the S&P Global 1200 Index.

Three new SPDR ETFs invest in globally listed stock corporations in the real estate sector, in 100 companies in the S&P 500 Index with the lowest volatility and in the 500 largest US stock corporations, respectively.

In the third quarter of 2012, the product offering in Deutsche Börse's XTF segment comprised a total of 1,006 exchange-listed index funds, making it the largest offering of all European stock exchanges.

Market report

Investors kicked off the third quarter with plenty of appetite. At the beginning of August, the demand for blue chip ETFs rose alongside with stock prices. Especially after the statements of the ECB, standing behind the euro on an indefinite basis, DAX and Euro Stoxx 50 trackers were purchased. Index funds including U.S. stocks were sought after, too.

At the end of September, optimists were taking a little break. Even if the price trend was - at least temporarily - quite impressive in October, the market makers attested at the end of October that investors were now waiting and that all large allocations had already been carried out.

Besides, the sale of emerging market ETFs has slightly increased. Investors got involved in wide-spread indices as well as emerging market products, e.g. from China, India and Brazil.

Taking a closer look at individual industry sectors, most of the sales were generated with the banks, with index funds including bank shares were both bought and sold.

In parallel with capital inflows and outflows of equity ETFs, there was growing demand for bond indices.

Only the demand for portfolios with high-yield corporate bonds remained unchanged.

Edda Vogt for the editorial team of boerse-frankfurt.de. For current market reports on ETF trading, go to boerse-frankfurt.de/etf.

Top performers Q3/2012¹⁾

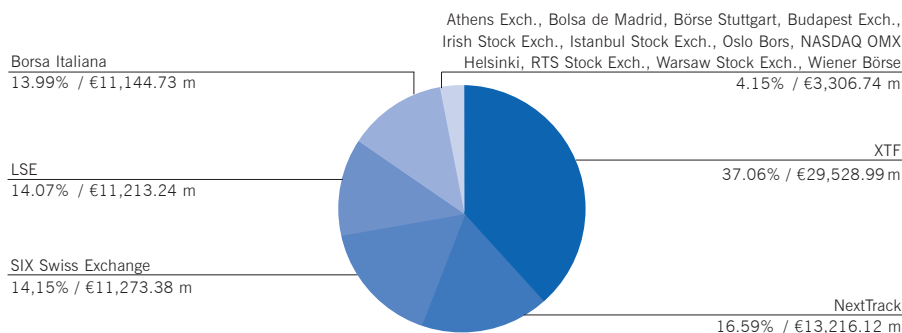
	in %
Lyxor ETF FTSE ATHEX 20	37.78
ComStage ETF PSI 20 Leverage	29.64
EURO STOXX Optimised Banks Source ETF	25.88
iShares EURO STOXX Banks (DE)	25.16
RBS Market Access Leveraged FTSE® MIB	23.83
STOXX 600 Optimised Banks Source ETF	19.29
db x-trackers Stoxx® Europe 600 Banks ETF	18.19
ComStage ETF STOXX Europe 600 Banks N	18.17
Lyxor ETF STOXX Europe 600 Banks	18.13
iShares STOXX Europe 600 Banks (DE)	17.81

Most active Q3/2012

	Ø Turnover/month in €m
iShares DAX (DE)	1,051.97
db x-trackers DAX ETF	460.81
iShares EURO STOXX 50 (DE)	418.57
iShares EURO STOXX 50	327.55
db x-trackers ShortDAX Daily ETF	289.59
ETFlab DAX	242.16
iShares S&P 500	238.24
db x-trackers MSCI EM TRN Index ETF	174.18
Lyxor ETF LevDAX	150.69
iShares MSCI Emerging Markets	132.60

European markets

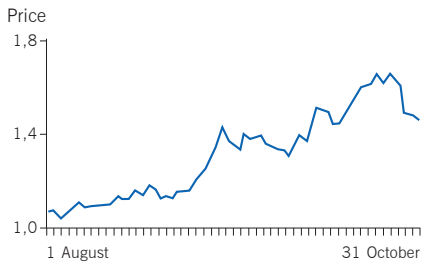
Market share/turnover of European ETF segments Q3/2012



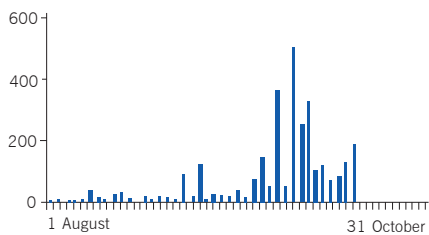
Top performers Q3/2012

Lyxor ETF FTSE ATHEX 20 (37.78 %)

Performance based on Xetra price



Xetra turnover in € thousands

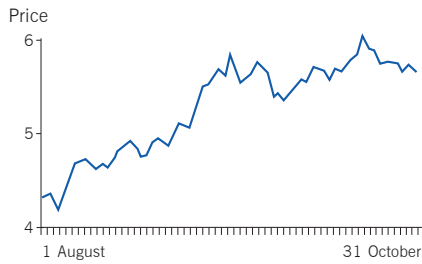


Key Figures:

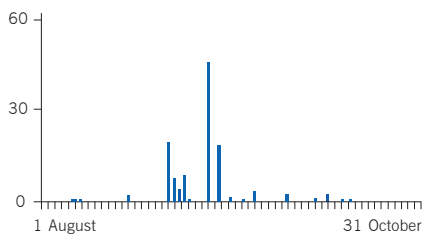
ISIN: FRO010405431
 Management company: Lyxor Int. Asset Management
 Benchmark: FTSE/ATHEX 20
 Launch date: 18 April 2007
 Assets: €39.06 m
 Management fee: 0.45% p.a.
 Front-end load via exchange: 0%

ComStage ETF PSI 20 Leverage (29.64 %)

Performance based on Xetra price



Xetra turnover in € thousands

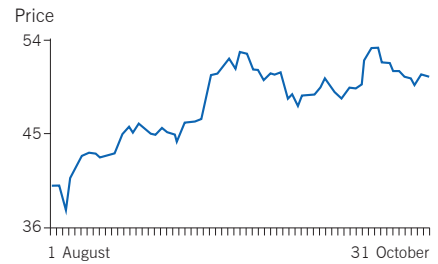


Key Figures:

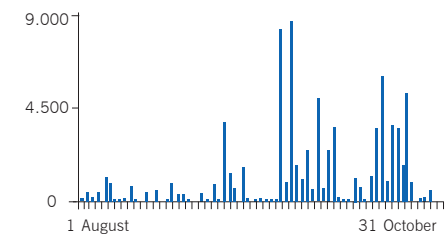
ISIN: LU0444605306
 Management company: ComStage ETF SICAV
 Benchmark: PSI 20 Leverage
 Launch date: 7 December 2010
 Assets: €5.66 m
 Management fee: 0.35% p.a.
 Front-end load via exchange: 0%

EURO STOXX Optimised Banks Source (25.88 %)

Performance based on Xetra price



Xetra turnover in € thousands



Key Figures:

ISIN: IE00B3Q19T94
 Management company: Source Markets plc
 Benchmark: EURO STOXX Optimised Banks
 Launch date: 14 April 2011
 Assets: €110.80 m
 Management fee: 0.30% p.a.
 Front-end load via exchange: 0%

Attractive returns: emerging markets bonds and dividend-bearing securities

Sven Württemberger, responsible for the distribution to banks and wealth manager at iShares in Germany

Uncertain public finances and low interest rates currently require more than ever from investors who seek to combine their investments skilfully. We can find investment alternatives in many emerging markets. For the time being, these economies are growing much faster than the industrialised nations. And for the upcoming year, too, the International Monetary Fund (IMF) forecasts emerging economies to grow by about six percent, which is around five percentage points faster than the euro area.

Emerging markets benefit from the favourable demographic development, increased productivity and lower public debt. Given this stable development, the exchange rates also fluctuate less. In addition, inflation has declined. According to the International Monetary Fund, the rate of inflation in China fell from 5.4 percent in 2011 to 3.3 percent this year.

Low inflation, particularly in emerging markets, supports company valuations.

Companies benefit from the positive economic environment. Thus, there is now a variety of emerging markets' stocks that offer attractive dividends. The high dividend payments do not only support the value in sideways markets, but are generally also an indicator for a sound development of the company. The iShares Dow Jones Emerging Markets Select Dividend, an exchange-traded fund, allows investors to combine an attractive dividend yield with the growth potential of emerging markets. The fund invests in the 100 highest dividend-yielding companies from emerging markets. The underlying index exclusively tracks companies which have at least consistent earnings per share in the past twelve months, and which also paid regular dividends



Sven Württemberger, responsible for the distribution to banks and wealth manager at iShares in Germany

in the past three years. The result: investors invest in high-value items. At the same time, they participate

continued from page 2

in the growth of emerging markets. In addition, the fund offers a higher dividend yield than most stock and bond markets.

Higher returns with emerging markets bonds

Bonds from emerging markets, too, offer investors attractive pay-outs. The ETF iShares JPMorgan \$ Emerging Market Bond fund offers exposure to the

sovereign debt of emerging economies, which are denominated in U.S. dollars. Nevertheless, the ETF has an average bonds' coupon of around 6.7 percent. Unlike dividend-bearing securities, bonds offer only a limited upside potential. The strong economic growth of emerging markets also suggests the potential for the appreciation of their currencies. Investors who want to add to their portfolio such currency component can use the iShares

Barclays Capital Emerging Market Local Government Bond. The ETF invests in physical bonds from emerging markets and is denominated in the local currency. At present, the fund offers an effective interest rate of approximately 5.6 percent based on the U.S. dollar (as of 20 November 2012).

New ETFs

	Product family	ISIN	Xetra code	TER	Xetra close Oct. 12 in €	Listing- date
SPDR Dow Jones Global Real Estate ETF	SPDR	IE00B8GF1M35	SPYJ	0.40 %	22.84	25 Oct. 2012
Ossiam ETF World Minimum Variance NR (EUR share class)	Ossiam	LU0799656698	OSXA	0.65 %	80.98	22 Oct. 2012
SPDR S&P 500 Low Volatility ETF	SPDR	IE00B802KR88	SPY1	0.35 %	19.45	04 Oct. 2012
UBS ETFs plc - MSCI AC Asia ex Japan TRN SF (USD) A-acc	UBS-ETF	IE00B7WK2W23	UIQI	0.62 %	104.00	25 Sep. 2012
db x-trackers II MTS Ex-Bank of Italy Aggregate ETF	db X-trackers	LU0613540698	XBO3	0.20 %	43.27	12 Sep. 2012
db x-trackers II MTS Ex-Bank of Italy BOT ETF	db X-trackers	LU0613540268	XBO2	0.15 %	31.37	12 Sep. 2012
db x-trackers II MTS Ex-Bank of Italy BTP ETF	db X-trackers	LU0613540185	XBO1	0.20 %	52.02	12 Sep. 2012
db x-trackers MSCI Bangladesh IM TRN Index ETF	db X-trackers	LU0659579220	XBAN	0.85 %	0.71	22 Aug. 2012
db x-trackers MSCI Japan TRN Index ETF (EUR Hedged)	db X-trackers	LU0659580079	XMK9	0.60 %	9.26	22 Aug. 2012
db x-trackers MSCI Pakistan IM TRN Index ETF	db X-trackers	LU0659579147	XBAK	0.85 %	0.94	22 Aug. 2012
db x-trackers MSCI Philippines IM TRN Index ETF	db X-trackers	LU0592215403	XPQP	0.65 %	1.30	22 Aug. 2012
db x-trackers MSCI Singapore IM TRN Index ETF	db X-trackers	LU0659578842	XBAS	0.50 %	0.94	22 Aug. 2012
UBS (Irl) ETF plc - MSCI Brazil (USD) A-dis	UBS-ETF	IE00B6SBCY47	UBUF	0.60 %	8.36	17 Aug. 2012
UBS (Irl) ETF plc - MSCI Brazil (USD) I-dis	UBS-ETF	IE00B7VZ2C84	UBUG	0.43 %	8,373.98	17 Aug. 2012
iShares Barclays Capital EM Asia Local Govt Capped Bond	iShares	DE000A1JOZB9	ISOS	0.50 %	80.03	16 Aug. 2012
iShares Markit iBoxx \$ High Yield Capped Bond	iShares	DE000A1JOZA1	ISOR	0.50 %	84.32	16 Aug. 2012
iShares S&P GSCI Dynamic Roll Agriculture Swap	iShares	DE000A1JOZD5	ISOU	0.45 %	20.42	16 Aug. 2012
iShares S&P GSCI Dynamic Roll Commodity Swap	iShares	DE000A1JOZC7	ISOT	0.45 %	19.00	16 Aug. 2012
iShares S&P GSCI Dynamic Roll Energy Swap	iShares	DE000A1JOZE3	ISOV	0.45 %	18.90	16 Aug. 2012
iShares S&P GSCI Dynamic Roll Industrial Metals Swap	iShares	DE000A1JOZFO	ISOW	0.45 %	18.38	16 Aug. 2012

All ETFs – October 2012

The following table provides an overview of all currently traded index funds and active funds in the XTF segment. Index funds (ETFs) mirror the performance of an underlying index. Active ETFs pursue an active investment strategy. Such investment strategy may aim at exceeding the performance of a reference index or replacing

Equity funds

Country indices

	ISIN	Xetra code	Ø Turnover/month Q3 in €m	TER	XLM ²⁾ Oct. 12 in Bp	Performance ¹⁾ Q3/2012	Xetra close Oct. 12 in €	AUM ³⁾ in Mio. €
Germany								
AMUNDI ETF MSCI GERMANY	FR0010655712	18MJ	5.78	0.25 %	18.18	7.30 %	135.41	147,06
AMUNDI ETF SHORT DAX 30	FR0010791178	18MR	0.58	0.35 %	20.61	-7.51 %	47.81	7,84
ComStage ETF DAX TR	LU0378438732	C001	111.48	0.12 %	5.14	7.11 %	72.20	578,48
ComStage ETF F.A.Z. Index	LU0650624025	C006	5.47	0.15 %	13.74	6.45 %	16.01	85,32
ComStage ETF FR DAX	LU0488317024	C002	14.34	0.15 %	12.17	3.82 %	39.63	21,95
ComStage ETF SDAX® TR	LU0603942888	C005	0.36	0.70 %	45.92	2.80 %	49.86	40,58
ComStage ETF ShortDAX® TR	LU0603940916	C004	15.93	0.30 %	12.31	-7.52 %	48.47	23,52
DAX Source ETF	DE000A0X80V0	B85A	3.36	0.15 %	40.29	7.36 %	71.16	8,90
db x-trackers DAX ETF	LU0274211480	DBXD	460.81	0.15 %	4.11	7.13 %	71.97	6,485,97
db x-trackers LevDAX Daily ETF	LU0411075376	DBPE	12.43	0.35 %	19.23	13.92 %	49.84	30,39
db x-trackers ShortDAX 2x Daily ETF	LU0411075020	DBPD	28.01	0.60 %	18.68	-15.16 %	20.77	76,84
db x-trackers ShortDAX Daily ETF	LU0292106241	DXSN	289.59	0.40 %	5.87	-7.56 %	46.19	539,60
ETFlab DAX	DE000ETFL011	EL4A	242.16	0.15 %	4.09	7.18 %	69.59	628,22
ETFlab DAX (Preisindex)	DE000ETFL060	EL4F	33.42	0.15 %	7.37	6.52 %	39.71	247,12

Equity funds

Country indices

	ISIN	Xetra code	Ø Turnover/month		XLM ²⁾	Performance ¹⁾	Xetra close	AUM ³⁾
			Q3 in €m	TER				
Germany								
ETFX DAX 2x Long Fund (LevDAX x2)	DE000A0X8994	DEL2	65.44	0.40 %	7.82	13.12 %	135.67	29,85
ETFX DAX 2x Short Fund (ShortDAX x2)	DE000A0X9AA8	DES2	87.20	0.60 %	12.71	-15.86 %	26.73	98,34
iShares DAX (DE)	DE0005933931	EXS1	1,051.97	0.17 %	3.77	7.17 %	65.79	12,782,30
iShares MDAX (DE)	DE0005933923	EXS3	119.10	0.50 %	8.83	6.09 %	104.85	827,99
Lyxor ETF Daily Short DAX x2	FR0010869495	LYQL	11.99	0.60 %	18.11	-14.98 %	21.29	46,90
Lyxor ETF DAX	LU0252633754	LYY7	92.35	0.15 %	5.10	7.13 %	70.78	632,81
Lyxor ETF LevDAX	LU0252634307	LYY8	150.69	0.40 %	8.30	13.84 %	46.88	228,98
RBS Market Access LevDAX® X2 Monthly	LU0562665348	M9SM	0.34	0.35 %	87.40			6,52
RBS Market Access ShortDAX® x2 Monthly	LU0562665421	M9SV	0.26	0.60 %	91.92			4,43
Japan								
AMUNDI ETF MSCI JAPAN - EUR	FR0010688242	18ML	3.27	0.45 %	18.65	-4.83 %	98.45	110,46
ComStage ETF MSCI Japan TRN	LU0392495452	X017	9.48	0.45 %	23.68	-5.01 %	27.10	16,73
ComStage ETF Nikkei 225	LU0378453376	C020	2.00	0.45 %	26.57	-3.73 %	8.99	71,76
ComStage ETF TOPIX	LU0392496773	C021	21.27	0.45 %	31.66	-5.42 %	7.45	18,66
CS ETF (IE) on MSCI Japan	IE00B53QDK08	SXR5	15.85	0.48 %	22.47	-4.90 %	67.01	413,77
CS ETF (IE) on MSCI Japan Large Cap	IE00B3VVM213	SXRH	1.68	0.48 %	38.41	-5.09 %	68.60	30,64
CS ETF (IE) on MSCI Japan Small Cap	IE00B3VWMK93	SXRI	0.75	0.58 %	44.34	-4.58 %	74.67	37,61
CS ETF (IE) on Nikkei 225	IE00B52MJD48	SXRZ	1.00	0.48 %	29.09	-3.42 %	75.49	35,60
db x-trackers MSCI Japan TRN Index ETF	LU0274209740	DBXJ	59.69	0.50 %	11.17	-5.57 %	26.80	222,36
db x-trackers MSCI Japan TRN Index ETF	LU0659580079	XMK9	0.00	0.60 %	76.33		9.26	2,03
ETFlab MSCI Japan	DE000ETFLL300	EL44	1.60	0.50 %	31.21	-5.39 %	4.46	9,34
ETFlab MSCI Japan LC	DE000ETFLL102	EL4J	5.84	0.50 %	24.04	-5.72 %	39.22	4,58
ETFlab MSCI Japan MC	DE000ETFLL318	EL45	0.78	0.50 %	95.64	-4.79 %	4.55	1,92
HSBC MSCI Japan ETF	DE000A1COBD3	H4ZC	2.68	0.40 %	23.54	-4.93 %	15.99	41,13
iShares MSCI Japan	DE000A0DPMW9	IQQJ	51.97	0.59 %	16.53	-5.06 %	7.01	1,415,43
iShares MSCI Japan (Acc)	DE000A0YBR53	EUNN	2.46	0.59 %	31.45	-4.90 %	18.06	39,71
iShares MSCI Japan Monthly EUR Hedged	DE000A1H53P0	IBCG	22.32	0.64 %	30.08	2.18 %	22.03	423,41
iShares MSCI Japan Small Cap	DE000A0RFEC9	IUS4	1.33	0.59 %	46.68	-4.60 %	17.42	73,58
iShares Nikkei 225 (DE)	DE000A0H08D2	EXX7	28.69	0.52 %	17.99	-3.47 %	8.69	122,26
Lyxor ETF Japan (Topix)	FR0010245514	LYY4	83.80	0.45 %	9.87	-5.14 %	71.64	319,19
MSCI Japan Source ETF	IE00B60SX287	SC0I	4.81	0.50 %	27.13	-4.97 %	26.94	96,46
RBS Market Access TOPIX® EUR Hedged	LU0562666403	M9SW	0.76	0.50 %	50.30	2.27 %	18.93	10,18
UBS ETFs plc - MSCI Japan TRN Index SF	IE00B54HQ477	UIQU	0.04	0.50 %	81.64	-5.16 %	75.89	10,05
UBS ETFs plc - MSCI Japan TRN Index SF	IE00B5LM2L45	UIQV	0.31	0.33 %	80.86	-5.11 %	7,609.00	2,17
UBS-ETF MSCI Japan A	LU0136240974	UIM5	1.46	0.56 %	24.95	-5.14 %	21.98	453,23
UBS-ETF MSCI Japan I	LU0258212462	UIMF	1.94	0.36 %	44.95	-5.02 %	21,947.11	154,08
USA								
AMUNDI ETF LEVERAGED MSCI USA	FR0010755611	18MF	6.60	0.35 %	36.94	-6.47 %	327.85	16,39
AMUNDI ETF MSCI USA - EUR	FR0010688275	18MN	1.27	0.28 %	16.75	-3.13 %	119.89	320,11
AMUNDI ETF NASDAQ-100 - EUR	FR0010892216	6AQQ	1.20	0.23 %	16.57	-5.31 %	21.39	35,03
AMUNDI ETF S&P 500 - EUR	FR0010892224	AUM5	1.30	0.15 %	13.31	-3.22 %	17.53	348,78
Amundi ETF S&P 500 EUR HEDGED DAILY	FR0011133644	H1D5	1.35	0.28 %	22.23	1.87 %	34.92	175,19
ComStage ETF Dow Jones Industrial Average	LU0378437502	C010	2.85	0.45 %	19.92	-4.86 %	107.86	72,20
ComStage ETF MSCI USA Large Cap TRN	LU0392495882	X021	0.05	0.25 %	15.12	-3.13 %	77.88	11,93
ComStage ETF MSCI USA Mid Cap TRN	LU0392495965	X022	2.23	0.35 %	33.30	-2.37 %	76.92	16,97
ComStage ETF MSCI USA Small Cap TRN	LU0392496005	X023	5.09	0.35 %	39.63	-2.15 %	17.79	27,35
ComStage ETF MSCI USA TRN	LU0392495700	X020	4.22	0.25 %	40.76	-3.12 %	26.37	150,31
ComStage ETF Nasdaq-100	LU0378449770	C011	6.46	0.25 %	30.49	-5.55 %	20.49	60,33
ComStage ETF S&P 500	LU0488316133	C012	11.77	0.18 %	13.29	-3.40 %	112.09	90,05
CS ETF (IE) on DJ Industrial Average	IE00B53L4350	SXRU	1.24	0.33 %	15.11	-4.64 %	98.96	79,61
CS ETF (IE) on MSCI USA	IE00B52SFT06	SXR4	8.38	0.33 %	17.41	-3.10 %	94.68	252,09
CS ETF (IE) on MSCI USA Large Cap	IE00B3VWLJ14	SXRF	0.74	0.33 %	21.22	-3.27 %	107.22	45,84
CS ETF (IE) on MSCI USA Small Cap	IE00B3VWMO98	SXRG	0.65	0.43 %	35.26	-2.01 %	120.03	108,44
CS ETF (IE) on Nasdaq 100	IE00B53SZB19	SXRV	1.55	0.33 %	16.63	-5.33 %	108.60	151,07
CS ETF (IE) on S&P 500	IE00B5BMR087	SXR8	5.07	0.20 %	17.20	-3.16 %	95.62	624,75
db x-trackers MSCI USA TRN Index ETF	LU0274210672	DBXU	42.62	0.30 %	10.85	-3.11 %	26.46	1,462,25
db x-trackers Russell 2000 ETF	LU0322248658	DXS2	11.81	0.45 %	20.33	-2.74 %	81.66	239,24
db x-trackers Russell Midcap Index ETF	LU0592217953	XMKR	0.04	0.35 %	68.12	-2.10 %	8.63	4,78
db x-trackers S&P 500 2x Inverse Daily ETF	LU0411078636	DBPK	2.81	0.50 %	50.04	-10.01 %	9.46	25,62
db x-trackers S&P 500 2x Leveraged Daily	LU0411078552	DBPG	1.43	0.60 %	33.90	-1.73 %	13.60	17,17
db x-trackers S&P 500 Equal Weight ETF	LU0659579493	XB4S	0.29	0.30 %	56.21	-1.46 %	18.26	6,43
db x-trackers S&P 500 ETF	LU0490618542	D5BM	36.53	0.20 %	11.83	-3.16 %	17.59	496,24
db x-trackers S&P 500 Euro Hedged ETF	LU0490619193	XKSP	8.03	0.30 %	45.64	1.55 %	20.96	152,06
db x-trackers S&P 500 Inverse Daily ETF	LU0322251520	DXS3	10.04	0.50 %	13.20	-7.30 %	27.67	205,89
EasyETF Russell 1000 (EUR)	FR0010616292	XEYR	3.08	0.35 %	43.44	-2.87	64.07	45,59
EasyETF S&P 500 (EUR)	FR0010616300	XEYQ	2.44	0.20 %	31.70	-3.13 %	53.15	41,76

Equity funds

Country indices

	ISIN	Xetra code	Ø Turnover/month Q3 in €m	TER	XLM ²⁾ Okt 12 in Bp	Performance ¹⁾ Q3/2012	Xetra close Oct. 12 in €	AUM ³⁾ in Mio. €
USA								
ETFlab MSCI USA	DE000ETFL268	EL4Z	0.78	0.30 %	60.47	-3.61 %	10.41	33,39
ETFlab MSCI USA LC	DE000ETFL094	EL4I	9.18	0.30 %	15.59	-3.84 %	71.93	33,14
ETFlab MSCI USA MC	DE000ETFL276	EL41	0.11	0.30 %	75.66	-2.32 %	7.37	1,82
ETFX Russell 2000 US Small Cap Fund	DE000A0Q8NE4	ETLZ	3.66	0.45 %	23.42	-2.61 %	24.63	29,80
HSBC MSCI USA ETF	DE000A1C22K7	H4ZD	0.37	0.30 %	55.08	-2.98 %	10.43	182,09
HSBC S&P 500 ETF	DE000A1C22M3	H4ZF	1.56	0.15 %	43.45	-3.08 %	10.92	488,28
iShares DJ Industrial Average (DE)	DE0006289390	EXI3	16.53	0.30 %	8.50	-4.92 %	101.22	177,45
iShares MSCI USA	DE000A1H53M7	IBCE	0.78	0.40 %	25.80	-3.12 %	23.27	85,21
iShares Nasdaq-100 (DE)	DE000A0F5UF5	EXXT	34.68	0.32 %	9.19	-5.19 %	20.47	324,17
iShares S&P 500	DE0002643889	IUSA	238.24	0.40 %	4.99	-3.62 %	10.82	8.095,07
iShares S&P 500 (Acc)	DE000A0YBR61	EUNP	8.24	0.40 %	12.66	-3.17 %	26.97	131,65
iShares S&P 500 Monthly EUR Hedged	DE000A1H53N5	IBCF	17.21	0.45 %	15.70	1.64 %	31.04	327,68
iShares S&P Small Cap 600	DE000A0RFEB1	IUS3	0.75	0.40 %	41.79	-2.89 %	23.54	57,74
Lyxor ETF DJ Industrial Average	FR0007056841	DJAM	12.75	0.50 %	7.92	-4.58 %	101.70	452,83
Lyxor ETF MSCI USA	FR0010296061	LYYB	10.43	0.35 %	10.69	-3.12 %	104.34	378,50
Lyxor ETF Nasdaq-100	FR0007063177	LYMS	9.83	0.30 %	8.60	-5.31 %	8.17	216,07
Lyxor ETF Russell 2000	FR0011119221	LYS1	0.00	0.40 %	39.37	-2.67 %	117.16	4,10
Lyxor ETF S&P 500	LU0496786574	LYPE	27.67	0.20 %	10.45	-3.17 %	11.00	91,72
MSCI USA Source ETF	IE00B60SX170	SC0H	16.27	0.30 %	10.66	-3.22 %	26.11	196,34
Ossiam ETF US Min Variance NR (EUR)	LU0599612685	OSX2	0.24	0.65 %	30.77	-5.13 %	88.04	112,85
Ossiam ETF US Min Variance NR (USD)	LU0599612412	OSX1	0.32	0.65 %	29.83	-0.06 %	114.20	93,23
PowerShares EQQQ Fund	IE0032077012	EQQQ	18.72	0.30 %	11.62	-5.42 %	50.08	691,10
RBS Market Access S&P 500® EUR Hedged	LU0562681899	M9SQ	0.19	0.30 %	48.98	1.60 %	27.88	10,60
Russell 2000 Source ETF	IE00B60SX402	SC0K	4.01	0.45 %	23.03	-2.69 %	28.18	30,35
S&P 500 Source ETF	DE000A1JM6F5	P500	1.20	0.20 %	18.15	-3.19 %	175.06	272,78
SPDR S&P 400 US Mid Cap ETF	IE00B4YBJ215	SPY4	1.61	0.30 %	46.59	-2.15 %	20.46	83,89
SPDR S&P 500 ETF	IE00B6YX5C33	SPY5	5.28	0.15 %	20.24	-3.57 %	108.81	114,25
SPDR S&P 500 Low Volatility ETF	IE00B802KR88	SPY1	0.04	0.35 %	30.62		19.45	7,78
UBS (Irl) ETF plc - MSCI USA (USD) A-dis	IE00B77D4428	UBU3	0.00	0.35 %	41.05	-3.16 %	26.36	2,11
UBS (Irl) ETF plc - MSCI USA (USD) I-dis	IE00B76J4S53	UBU4	0.00	0.23 %	37.31	-3.05 %	2,636.47	2,11
UBS (Irl) ETF plc - S&P 500 (USD) A-dis	IE00B7K93397	UBU9	0.00	0.25 %	42.27	-3.15 %	17.52	4,20
UBS ETFs plc MSCI USA TRN Index SF-A	IE00B3SC9K16	UIQM	1.33	0.30 %	77.10	2.00 %	34.09	29,90
UBS ETFs plc MSCI USA TRN Index SF-I	IE00B3RJTD64	UIQL	0.00	0.18 %	k.A.	2.02 %	102,596.03	32,06
UBS ETFs plc S&P 500 TRN Index SF A	IE00B4JY5R22	UIQN	0.72	0.05 %	76.35	1.93 %	22.75	12,66
UBS ETFs plc S&P 500 TRN Index SF I	IE00B3VSBW23	UIQP	2.74	0.05 %	k.A.	1.92 %	113,773.30	25,38
UBS-ETF MSCI USA	LU0136234654	UIM6	5.38	0.36 %	20.48	-3.20 %	103.96	687,70
UBS-ETF MSCI USA I	LU0446735259	UIM8	0.00	0.24 %	k.A.	-3.19 %	104,049.38	202,36
Australia								
CS ETF (IE) on MSCI Australia	IE00B5V70487	CEBM	1.74	0.50 %	29.15	-0.18 %	102.48	37,11
db x-trackers S&P /ASX 200 ETF	LU0328474803	DX2S	4.25	0.50 %	31.31	0.22 %	27.82	99,18
iShares MSCI Australia	DE000A1C2Y78	IBC6	0.81	0.59 %	27.52	-0.22 %	22.28	68,88
Lyxor ETF S&P ASX 200	LU0496786905	LYPU	0.32	0.40 %	34.51	0.19 %	37.55	21,59
Austria								
ComStage ETF ATX	LU0392496690	C031	0.76	0.25 %	26.71	8.90 %	23.74	24,92
db x-trackers ATX ETF	LU0659579063	XB4A	0.03	0.25 %	105.71	8.65 %	31.14	12,48
iShares ATX (DE)	DE000A0D8Q23	EXXX	9.82	0.32 %	30.18	8.08 %	22.08	49,51
Bangladesh								
db x-trackers MSCI Bangladesh IM TRN Ind	LU0659579220	XBAN	0.17	0.85 %	94.90		0.71	4,30
Brazil								
AMUNDI ETF MSCI BRAZIL	FR0010821793	540F	1.34	0.55 %	58.59	0.51 %	53.50	43,34
CS ETF (IE) on MSCI Brazil	IE00B59L7C92	CEBE	1.07	0.65 %	73.90	-4.42 %	66.13	51,82
db x-trackers MSCI Brazil TRN Index ETF	LU0292109344	DBX6	22.23	0.65 %	27.13	-4.75 %	40.32	203,02
HSBC MSCI Brazil	DE000A1C22N1	H4ZG	1.89	0.60 %	52.36	-4.29 %	20.31	12,06
iShares MSCI Brazil	DE000A0HG2M1	IQQB	19.44	0.74 %	27.63	-4.58 %	32.94	611,35
Lyxor ETF Brazil Ibovespa	FR0010408799	LYMG	23.70	0.65 %	30.24	-3.86 %	20.41	463,94
RBS Market Access MSCI Brazil (ADR) EUR	LU0667622541	M9S1	0.00	0.60 %	80.86	-0.48 %	37.66	3,18
UBS (Irl) ETF plc - MSCI Brazil (USD) A-dis	IE00B6SBCY47	UBUF	0.49	0.60 %	101.70		8.36	1,25
UBS (Irl) ETF plc - MSCI Brazil (USD) I-dis	IE00B7VZ2C84	UBUG	0.00	0.43 %	99.54		8,373.98	0,42
Canada								
CS ETF (IE) on MSCI Canada	IE00B52SF786	SXR2	0.82	0.48 %	40.68	1.60 %	86.90	177,73
db x-trackers MSCI Canada TRN Index ETF	LU0476289540	D5BH	1.86	0.35 %	63.16	1.39 %	35.67	23,07
iShares MSCI Canada	DE000A1C2Y86	IBCS	7.13	0.59 %	38.38	1.46 %	22.17	161,40
Lyxor ETF S&P TSX 60	LU0496786731	LYPT	1.45	0.40 %	45.28	1.53 %	55.24	23,81
UBS-ETF MSCI Canada	LU0446734872	UIM9	1.24	0.51 %	43.75	1.51 %	24.26	60,45
UBS-ETF MSCI Canada I	LU0446734955	UIMH	0.88	0.34 %	67.96	1.40 %	24,225.38	57,08
UBS-ETFs plc - MSCI Canada TRN Index SF	IE00B5TZCY80	UIQS	0.13	0.45 %	91.59	1.48 %	33.01	45,16
UBS-ETFs plc - MSCI Canada TRN Index SF	IE00B3PQD935	UIQT	0.11	0.28 %	89.36	1.53 %	6,619.50	5,27

Equity funds

Country indices

	ISIN	Xetra code	Ø Turnover/month Q3 in €m	TER	XLM ²⁾ Oct. 12 in Bp	Performance ¹⁾ Q3/2012	Xetra close Oct. 12 in €	AUM ³⁾ in Mio. €
Chile								
CS ETF (IE) on MSCI Chile	IE00B5NLL897	CEBF	0.82	0.65 %	96.95	-5.80 %	76.95	34,46
db x-trackers MSCI Chile TRN Index ETF	LU0592217797	X4MC	0.77	0.65 %	171.79	-7.16 %	3.83	3,85
China								
AMUNDI ETF MSCI CHINA - EUR	FR0010713784	18MG	0.78	0.55 %	46.79	4.20 %	191.13	100,34
ComStage ETF HSCEI	LU0488316992	C023	6.60	0.55 %	29.81	3.53 %	10.84	15,18
ComStage ETF HSI	LU0488316729	C022	3.04	0.55 %	39.08	3.95 %	22.35	10,74
CS ETF (IE) on CSI 300	IE00B5VG7J94	CEBH	2.76	0.50 %	157.05	-2.12 %	69.20	82,78
db x-trackers CSI 300 Index ETF	LU0779800910	XCHA	6.67	0.50 %	126.69	-5.73 %	5.67	93,53
db x-trackers FTSE China 25 ETF	LU0292109856	DBX9	17.15	0.60 %	25.67	1.70 %	21.54	182,09
db x-trackers HSI Short Daily ETF	LU0429790313	DBZR	2.42	0.75 %	58.15	-13.85 %	9.08	15,73
db x-trackers MSCI China TRN Index ETF	LU0514695690	XCS6	2.25	0.65 %	51.88	2.98 %	8.88	58,96
ETFlab MSCI China	DE000ETF326	EL46	1.85	0.65 %	107.07	1.72 %	5.92	11,85
iShares DJ China Offshore 50 (DE)	DE000A0F5UE8	EXXU	10.45	0.62 %	38.04	-0.27 %	29.57	46,13
iShares FTSE China 25	DE000A0DPMY5	IQQC	19.51	0.74 %	25.22	-0.83 %	80.78	753,59
Lyxor ETF China Enterprise (HSCEI)	FR0010204081	L811	43.85	0.65 %	21.85	3.56 %	106.09	895,31
Lyxor ETF Hong Kong (HSI)	FR0010361675	LYME	7.97	0.65 %	28.66	4.04 %	21.13	135,33
France								
AMUNDI ETF CAC 40 (C)	FR0007080973	GC40	1.42	0.25 %	32.17	4.47 %	40.43	529,88
ComStage ETF CAC 40	LU0419740799	CD40	0.59	0.20 %	22.97	3.90 %	37.82	18,98
ComStage ETF CAC 40 Leverage	LU0419741094	CD42	0.04	0.30 %	50.57	6.50 %	6.89	7,19
ComStage ETF CAC 40 Short GR	LU0419740955	CD41	0.03	0.35 %	32.39	-5.67 %	51.25	8,60
db x-trackers CAC 40 ETF	LU0322250985	DX2G	2.74	0.20 %	13.18	4.28 %	34.56	28,05
db x-trackers CAC 40 Short Daily ETF	LU0322251280	DX2H	3.32	0.40 %	10.12	-5.63 %	50.25	16,83
Greece								
Lyxor ETF FTSE ATHEX 20	FR0010405431	LYMH	2.96	0.45 %	142.52	37.78 %	1.46	39,06
India								
AMUNDI ETF MSCI INDIA - EUR	FR0010713727	18MK	1.02	0.80 %	51.95	5.58 %	324.19	54,14
CS ETF (IE) on MSCI India	IE00B564MX78	CEB1	1.67	0.75 %	48.87	5.39 %	66.63	34,55
db x-trackers MSCI India TRN Index ETF	LU0514695187	XCS5	1.55	0.75 %	65.36	5.15 %	6.54	15,48
db x-trackers S&P CNX Nifty ETF (Indien)	LU0292109690	DBX7	15.74	0.85 %	30.71	5.12 %	81.56	214,36
iShares S&P CNX Nifty India Swap	DE000A1H53K1	IBCB	1.16	0.85 %	57.97	4.82 %	16.09	36,38
Lyxor ETF MSCI India	FR0010361683	LYMD	21.32	0.85 %	29.33	5.40 %	10.34	893,22
Indonesia								
db x-trackers MSCI Indonesia TRN ETF	LU0476289623	XAIN	16.63	0.65 %	50.37	-2.33 %	11.76	101,32
Lyxor ETF MSCI Indonesia	FR0011067511	LYSZ	0.11	0.55 %	161.95	-2.81 %	107.06	14,88
Italien								
CS ETF (IE) on FTSE MIB	IE00B53L4X51	SXRY	4.05	0.33 %	16.92	12.02 %	49.58	62,15
db x-trackers FTSE MIB Index ETF	LU0274212538	DBXI	10.64	0.30 %	15.01	11.93 %	15.57	53,46
RBS Market Access Leveraged FTSE® MIB	LU0562666239	M9SP	0.23	0.60 %	115.66	23.83 %	31.49	4,95
RBS Market Access Short FTSE® MIB Month	LU0562666312	M9SU	2.08	0.60 %	128.52	-21.99 %	89.87	5,31
Malaysia								
db x-trackers MSCI Malaysia TRN Index ETF	LU0514694370	XCS3	1.40	0.50 %	55.90	-2.00 %	10.79	7,29
Lyxor ETF MSCI Malaysia	FR0010397554	LYQE	4.90	0.65 %	39.94	-1.77 %	14.95	67,00
Mexico								
CS ETF (IE) on MSCI Mexico Capped	IE00B5WHFQ43	CEBG	0.80	0.65 %	63.82	-2.42 %	107.07	46,87
db x-trackers MSCI Mexico TRN Index ETF	LU0476289466	D5BI	5.76	0.65 %	44.07	-2.95 %	4.42	35,98
Pakistan								
db x-trackers MSCI Pakistan IM TRN Index	LU0659579147	XBAK	0.06	0.85 %	51.06		0.94	7,17
Philippines								
db x-trackers MSCI Philippines IM TRN Index	LU0592215403	XPQP	0.21	0.65 %	114.70		1.30	24,90
Poland								
iShares MSCI Poland	DE000A1H8EL8	IBCI	2.39	0.74 %	50.28	5.83 %	15.98	22,37
Portugal								
ComStage ETF PSI 20	LU0444605215	CD47	0.80	0.35 %	22.75	14.24 %	5.70	11,03
ComStage ETF PSI 20 Leverage	LU0444605306	CD48	0.04	0.35 %	36.78	29.64 %	5.64	5,66
Russia								
ComStage ETF MSCI Russia 30% Capped	LU0392495536	X018	2.65	0.60 %	94.33	-3.02 %	122.82	14,80
CS ETF (IE) on MSCI Russia ADR/GDR	IE00B5V87390	CEBB	2.08	0.65 %	45.43	-3.29 %	81.76	305,93
db x-trackers MSCI Russia Capped Index	LU0322252502	DBXV	13.07	0.65 %	29.38	-3.22 %	21.97	285,72
iShares MSCI Russia Capped Swap	DE000A1H53L9	IBCC	2.29	0.74 %	62.36	-2.53 %	18.89	29,69
LYXOR ETF RUSSIA (Dow Jones Rus GD)	FR0010326140	LYYE	20.38	0.65 %	18.50	-3.36 %	29.89	656,95
RBS Market Access DAXGlobal Russia Index	LU0269999958	M9SJ	0.66	0.65 %	79.21	-1.29 %	41.47	22,50
Singapore								
db x-trackers MSCI Singapore IM TRN Index	LU0659578842	XBAS	0.15	0.50 %	63.87		0.94	5,13
South Africa								
CS ETF (IE) on MSCI South Africa	IE00B4ZTP716	CEBC	1.08	0.65 %	48.60	-5.13 %	90.38	46,20

Equity funds

Country indices

	ISIN	Xetra code	Ø Turnover/month Q3 in €m	TER	XLM ²⁾ Oct. 12 in Bp	Performance ¹⁾ Q3/2012	Xetra close Oct. 12 in €	AUM ³⁾ in Mio. €
South Africa								
Shares MSCI South Africa	DE000A1C2Y94	IBC4	1.51	0.74 %	42.00	-5.27 %	24.47	24,82
Lyxor ETF South Africa (FTSE JSE Top 40)	FR0010464446	LYMV	6.95	0.65 %	33.50	-1.90 %	29.41	79,59
RBS Market Access FTSE/JSE Africa Top 40	LU0270000028	M9SK	1.06	0.65 %	82.34	-2.11 %	32.42	12,01
South Korea								
CS ETF (IE) on MSCI Korea	IE00B5W4TY14	CEBJ	0.31	0.65 %	63.01	-2.37 %	94.22	48,00
db x-trackers MSCI Korea TRN Index ETF	LU0292100046	DBX8	6.52	0.65 %	32.14	-2.68 %	43.54	84,81
iShares MSCI Korea	DE000A0HG2L3	IQK	16.61	0.74 %	27.60	-2.56 %	27.84	464,15
Lyxor ETF MSCI Korea	FR0010361691	LYMC	12.78	0.65 %	29.67	-2.92 %	38.63	103,83
Spain								
AMUNDI ETF MSCI SPAIN	FR0010655746	AMES	1.51	0.25 %	13.21	17.16 %	133.33	20,00
Switzerland								
AMUNDI ETF MSCI SWITZERLAND - EUR	FR0010655753	540J	0.41	0.25 %	19.77	2.73 %	156.43	88,38
ComStage ETF SMI	LU0392496427	C030	2.14	0.25 %	16.43	2.46 %	59.57	41,66
ComStage ETF SPI TR	LU0603946798	C029	0.00	0.40 %	29.51	2.37 %	49.68	13,13
db x-trackers SLI ETF	LU0322248146	DXS0	0.12	0.35 %	47.20	4.67 %	82.72	20,19
db x-trackers SMI ETF	LU0274221281	DBXS	8.18	0.30 %	7.89	2.41 %	54.89	353,77
db x-trackers SMI Short Daily ETF	LU0470923532	XSVS	0.07	0.50 %	207.25	-3.81 %	5.30	9,42
iShares SMI (DE)	DE0005933964	EX11	4.03	0.52 %	22.27	2.36 %	54.59	120,03
Taiwan								
ComStage ETF MSCI Taiwan TRN	LU0392495619	X019	2.12	0.60 %	47.56	-2.07 %	13.23	28,88
CS ETF (IE) on MSCI Taiwan	IE00B5VL1928	CEBK	0.00	0.65 %	59.97	-2.38 %	82.88	17,64
db x-trackers MSCI Taiwan TRN Index ETF	LU0292109187	DBX5	4.63	0.65 %	35.70	-2.25 %	13.06	40,12
iShares MSCI Taiwan	DE000A0HG2K5	IQQT	6.99	0.74 %	35.85	-4.24 %	23.72	220,90
Lyxor ETF MSCI Taiwan	FR0010444786	LYQD	2.38	0.65 %	41.54	-2.55 %	6.94	28,86
Thailand								
db x-trackers MSCI Thailand TRN Index ETF	LU0514694701	XCS4	2.38	0.50 %	79.82	0.55 %	14.69	31,61
Lyxor ETF Thailand (SET50 Net TR)	FR0011067529	LYS0	0.71	0.45 %	115.16	4.89 %	132.26	10,78
Turkey								
iShares MSCI Turkey	DE000A0LQGN1	IQQ5	12.15	0.74 %	35.89	6.67 %	29.90	203,28
Lyxor ETF Turkey (DJ Turkey Titans 20)	FR0010326256	LYYG	8.06	0.65 %	30.41	7.18 %	52.84	234,87
RBS Market Access DJ Turkey Titans 20 Ind	LU0269999362	M9SE	0.55	0.60 %	111.71	7.64 %	173.40	12,36
UBS-ETF MSCI Turkey A	LU0629459404	UIMK	0.14	0.60 %	100.84	8.59 %	39.94	2,00
UBS-ETF MSCI Turkey I	LU0629459669	UIML	0.04	0.43 %	117.81	8.65 %	9,971.83	1,99
United Kingdom								
AMUNDI ETF MSCI UK	FR0010655761	540K	0.07	0.25 %	15.81	0.94 %	136.30	198,32
ComStage ETF FTSE 100 Leveraged TR	LU0488316646	8H84	0.00	0.45 %	81.55	4.13 %	40.82	12,49
ComStage ETF FTSE 100 Short Strategy TR	LU0488316562	8H83	0.00	0.45 %	69.60	-6.44 %	35.14	8,22
ComStage ETF FTSE 100 TR	LU0488316216	8H81	0.04	0.25 %	56.29	1.17 %	50.01	25,95
ComStage ETF FTSE 250 TR	LU0488316307	8H82	0.00	0.30 %	43.54	5.15 %	94.52	12,76
ComStage ETF FTSE All-Share TR	LU0488316489	8H80	0.00	0.35 %	46.54	1.40 %	53.54	11,94
CS ETF (IE) on FTSE 100	IE00B53HP851	SXRW	0.90	0.33 %	32.58	0.95 %	89.71	115,04
CS ETF (IE) on MSCI UK	IE00B539F030	SXR3	0.79	0.33 %	41.74	0.81 %	86.29	229,95
CS ETF (IE) on MSCI UK Large Cap	IE00B3VWKZ07	SXRC	0.26	0.48 %	43.11	0.16 %	104.61	63,20
CS ETF (IE) on MSCI UK Small Cap	IE00B3VWLG82	SXRD	0.18	0.58 %	62.03	6.98 %	133.28	29,85
db x-trackers FTSE 100 ETF	LU0292097234	DBXX	14.04	0.30 %	16.58	1.20 %	7.32	342,48
db x-trackers FTSE 100 Leveraged Daily ETF	LU0412625088	DBPI	0.10	0.50 %	173.08	4.59 %	11.62	2,21
db x-trackers FTSE 100 Short Daily ETF	LU0328473581	DX2K	1.45	0.50 %	18.46	-6.27 %	8.83	74,80
db x-trackers FTSE 250 ETF	LU0292097317	DBXY	0.67	0.35 %	53.65	5.68 %	15.08	47,00
db x-trackers FTSE All-Share ETF	LU0292097747	DBXZ	0.25	0.40 %	39.53	1.81 %	3.83	176,20
HSBC FTSE 100 ETF	DE000A1C0BC5	H4ZB	1.61	0.35 %	18.98	1.11 %	72.73	423,78
iShares FTSE 100 (DE)	DE0006289408	EX14	5.37	0.52 %	47.68	1.04 %	72.54	126,75
RBS Market Access Leveraged FTSE® 100	LU0562666072	M9SN	0.53	0.50 %	68.35	4.39 %	67.50	5,14
RBS Market Access Short FTSE® 100 M	LU0562666155	M9ST	0.43	0.60 %	79.94	-8.92 %	62.66	7,31
SPDR FTSE UK All Share ETF	IE00B7452L46	SPYF	0.00	0.30 %	34.69	1.55 %	37.97	7,59
SPDR S&P UK Dividend Aristocrats ETF	IE00B6S2Z822	SPYG	0.71	0.30 %	43.02	-1.31 %	12.80	25,60
UBS ETFs plc - FTSE 100 SF (GBP) A-acc	IE00B3X0KQ36	UIQ9	0.00	0.30 %	70.34	3.38 %	40.12	500,74
UBS-ETF FTSE 100	LU0136242590	UIM3	0.69	0.36 %	46.70	1.28 %	69.64	146,66
UBS-ETF FTSE 100 I	LU0446735176	UEFS	0.00	0.23 %	71.81	0.92 %	14,491.14	74,08
Vietnam								
db x-trackers FTSE Vietnam ETF	LU0322252924	DXS7	10.19	0.85 %	75.28	-17.89 %	15.38	174,49

Equity funds

Regional indices

	ISIN	Xetra code	Ø Turnover/month Q3 in €m	TER	XLM ²⁾ Oct. 12 in Bp	Performance ¹⁾ Q3/2012	Xetra close Oct. 12 in €	AUM ³⁾ in Mio. €
Africa								
db x-trackers MSCI EFM Africa Top 50 Capp	LU0592217524	XMKA	0.50	0.65 %	87.71	0.11 %	6.38	4.82
Lyxor ETF Pan Africa	FR0010636464	LYQH	2.93	0.85 %	60.45	4.66 %	10.45	124.79
Asia / Pazific								
AMUNDI ETF MSCI PACIFIC EX JAPAN	FR0010713669	18MM	1.15	0.45 %	25.55	0.33 %	354.84	96.52
ComStage ETF MSCI Pacific ex Japan TRN	LU0392495296	X015	1.38	0.45 %	39.97	0.23 %	35.58	20.70
ComStage ETF MSCI Pacific TRN	LU0392495023	X014	2.37	0.45 %	39.69	-2.74 %	30.14	21.87
CS ETF (IE) on MSCI Pacific ex Japan	IE00B52MJY50	SXR1	0.06	0.48 %	36.11	-0.02 %	84.57	40.30
db x-trackers MSCI AC Asia ex Japan TRN	LU0322252171	DXS5	46.44	0.65 %	21.77	-0.04 %	24.15	528.99
db x-trackers MSCI Pacific ex Japan TRN Ind	LU0322252338	DXS6	10.68	0.45 %	23.59	0.11 %	35.42	266.41
HSBC MSCI Pacific ex Japan ETF	DE000A1C22P6	H4ZH	1.09	0.40 %	32.34	0.20 %	9.98	98.50
iShares MSCI AC Far East ex-Japan	DE000A0HGZS9	IQQF	25.09	0.74 %	19.88	-1.24 %	33.37	1,697.05
iShares MSCI AC Far East ex-Japan Small	DE000A0RFF2	IUS9	0.51	0.74 %	87.08	-0.31 %	19.53	37.80
iShares MSCI Pacific ex-Japan	DE000A0YBR12	EUNJ	4.91	0.60 %	41.51	-1.19 %	32.33	281.76
Lyxor ETF MSCI AC Asia-Pacific Ex Japan	FR0010312124	LYYC	18.03	0.65 %	18.73	0.09 %	34.49	427.42
Lyxor ETF MSCI Asia APEX 50	FR0010652867	LYQI	0.99	0.50 %	67.35	0.06 %	65.18	32.99
RBS Market Access DAX Global Asia Index	LU0259323235	M9SF	0.24	0.65 %	95.95	0.35 %	37.15	11.70
UBS ETFs plc - MSCI AC Asia ex Japan TRN	IE00B7WK2W23	UIQI	2.79	0.62 %	114.96		104.00	36.60
UBS-ETF MSCI Pacific (ex Japan) I	LU0446734799	UEFT	0.01	0.30 %	77.18	0.04 %	9,972.31	15.02
UBS-ETF MSCI Pacific ex Japan	LU0446734526	UIMD	0.14	0.46 %	60.89	-0.03 %	33.23	64.81
East Europe								
AMUNDI ETF MSCI EASTERN EUROPE EX	FR0010717074	540G	2.00	0.45 %	29.45	6.19 %	245.78	17.94
ComStage ETF MSCI EM Eastern Europe TR	LU0392495379	X016	1.97	0.60 %	36.16	-0.67 %	32.83	14.87
iShares MSCI Eastern Europe	DE000A0HGZV3	IQQR	13.35	0.74 %	30.11	-2.12 %	21.26	229.67
iShares STOXX EU Enlarged 15 (DE)	DE000A0D8Q15	EXSJ	1.31	0.52 %	64.17	6.11 %	19.79	12.93
Lyxor ETF Eastern Europe (CECE EUR)	FR0010204073	L8I2	7.54	0.50 %	35.25	7.77 %	17.76	386.73
Emerging markets								
AMUNDI ETF MSCI EM ASIA	FR0011020965	AMEA	0.00	0.45 %	56.52	0.17 %	17.88	20.74
AMUNDI ETF MSCI EM LATIN AMERICA	FR0011020973	AMEL	0.06	0.45 %	77.73	-3.90 %	13.57	23.34
AMUNDI ETF MSCI EMERGING MARKETS	FR0010959676	AMEM	0.61	0.45 %	50.78	-0.86 %	2.99	201.14
ComStage ETF MSCI Em Markets Lev	LU0675401409	C128	0.60	0.75 %	45.18	2.74 %	54.08	10.04
ComStage ETF MSCI Em Markets TRN	LU0635178014	E127	1.71	0.50 %	23.08	-0.85 %	30.27	65.64
CS ETF (IE) on MSCI EM Asia	IE00B5L8K969	CEBL	0.48	0.65 %	58.18	-0.52 %	79.95	46.54
CS ETF (IE) on MSCI EM EMEA	IE00B5W0VQ55	CEBA	0.00	0.65 %	62.91	-1.74 %	85.87	9.63
CS ETF (Lux) on MSCI Emerging Markets	LU0254097446	XMHB	2.98	0.73 %	25.78	-1.39 %	79.43	1,013.33
db x-trackers MSCI BRIC TRN Index ETF	LU0589685956	XB4R	0.13	0.65 %	68.02	0.31 %	32.84	3.62
db x-trackers MSCI EM Asia TRN Index ETF	LU0292107991	DBX2	38.11	0.65 %	24.00	0.87 %	27.76	894.73
db x-trackers MSCI EM Eastern Eur 10/40	LU0592217870	X4ME	0.09	0.65 %	89.57	0.00 %	5.76	2.89
db x-trackers MSCI EM EMEA TRN ETF	LU0292109005	DBX4	10.20	0.65 %	48.46	-1.82 %	25.40	99.78
db x-trackers MSCI Emerging Market Short D	LU0518622286	XOC1	1.03	0.95 %	61.76	-9.96 %	15.18	14.69
db x-trackers MSCI Emerging Markets TRN	LU0292107645	DBX1	174.18	0.65 %	12.12	-1.38 %	29.23	2,726.21
db x-trackers S&P Select Frontier ETF	LU0328476410	DXZ2	1.21	0.95 %	103.22	2.11 %	7.02	44.78
ETFlab MSCI Emerging Markets	DE000ETFL342	EL40	2.56	0.65 %	62.87	-1.23 %	29.73	11.38
HSBC MSCI EM Far East	DE000A1C22Q4	H4ZI	0.63	0.60 %	69.57	-0.81 %	28.02	16.80
iShares FTSE BRIC 50	DE000A0MSAE7	IQQ9	5.56	0.74 %	30.38	-3.15 %	19.68	701.44
iShares MSCI Emerging Markets	DE000A0HGZT7	IQQE	132.60	0.75 %	12.35	-2.38 %	29.98	4,972.58
iShares MSCI Emerging Markets (Acc)	DE000A0YBR46	EUNM	8.47	0.75 %	32.38	-1.48 %	21.93	257.16
iShares MSCI Emerging Markets SmallCap	DE000A0YBR04	EUNI	7.73	0.74 %	94.27	-0.60 %	47.70	184.91
iShares MSCI GCC Countries ex-Saudi Arab	DE000A0RM470	EUN7	0.23	0.80 %	185.98	-1.48 %	25.24	5.07
Lyxor ETF MSCI Emerging Markets	FR0010429068	LYM7	35.30	0.65 %	14.50	-0.97 %	7.65	1,007.26
MSCI Emerging Markets Source ETF	DE000A1JM6G3	EMSM	5.97	0.45 %	42.98	-0.80 %	29.66	292.70
Ossiam ETF Emerging Markets Minimum Var	LU0705291903	OSX9	0.02	0.75 %	84.18		86.67	32.90
Ossiam ETF Emerging Markets Minimum Var	LU0705291812	OSX8	0.00	0.75 %	83.40			16.70
RBS Market Access DAX global BRIC Index	LU0269999792	M9SH	0.55	0.65 %	100.44	-0.37 %	42.60	36.75
RBS Market Access MSCI Emerging and Fro	LU0667622384	M9SZ	1.23	0.85 %	176.71	7.52 %	52.90	19.25
RBS Market Access MSCI Frontier Markets	LU0667622202	M9SY	0.12	0.90 %	124.18	-2.10 %	42.92	28.76
RBS Market Access MSCI GCC Countries ex	LU0667622111	M9S0	0.29	0.70 %	116.55			3.99
SPDR MSCI EM Asia ETF	IE00B466KX20	SPYA	6.75	0.65 %	67.94	0.71 %	35.54	117.28
SPDR MSCI EM Europe ETF	IE00B431K857	SPYB	0.34	0.65 %	78.90	1.95 %	15.68	9.41
SPDR MSCI Emerging Markets ETF	IE00B469F816	SPYM	0.70	0.65 %	61.64	-0.88 %	34.89	20.93
SPDR MSCI Emerging Markets Small Cap	IE00B48X4842	SPYX	0.09	0.65 %	127.53	-0.04 %	49.02	9.80
UBS ETFs plc - MSCI Emerging Markets TR	IE00B3Z3FS74	UIQR	0.01	1.06 %	103.64	4.37 %	38.92	850.63
UBS ETFs plc - MSCI Emerging Markets TR	IE00B3P9PD09	UIQQ	0.19	0.89 %	89.37	4.75 %	7,823.00	119.58
UBS-ETF MSCI Emerging Markets A	LU0480132876	UIMI	0.47	0.71 %	52.45	-0.58 %	76.75	70.68
UBS-ETF MSCI Emerging Markets I	LU0480133098	UIMJ	2.70	0.46 %	59.03	-0.37 %	76,807.93	138.14
Europe								
AMUNDI ETF LEVERAGED MSCI EUROPE	FR0010756080	18ME	0.32	0.35 %	22.54	6.42 %	431.59	9.06
AMUNDI ETF MSCI EUROPE	FR0010655696	18MI	4.60	0.28 %	10.32	3.50 %	132.74	475.47

Equity funds

Regional indices

	ISIN	Xetra code	Ø Turnover/month Q3 in €m	TER	XLM ²⁾ Oct. 12 in Bp	Performance ¹⁾ Q3/2012	Xetra close Oct. 12 in €	AUM ³⁾ in Mio. €
Europe								
AMUNDI ETF MSCI EUROPE EX EMU	FR0010821819	540H	0.99	0.30 %	18.85	0.92 %	152.06	107.51
AMUNDI ETF STOXX EUROPE 600	FR0010791004	540E	0.32	0.18 %	16.56	3.79 %	47.93	55.12
ComStage ETF MSCI Europe Large Cap TR	LU0392496187	X024	0.01	0.25 %	11.16	3.42 %	60.20	18.14
ComStage ETF MSCI Europe Mid Cap TRN	LU0392496260	X025	0.01	0.35 %	27.91	4.16 %	53.57	23.33
ComStage ETF MSCI Europe Small Cap TR	LU0392496344	X026	0.11	0.35 %	52.86	6.87 %	20.21	15.64
ComStage ETF MSCI Europe TRN	LU0392494646	X011	3.23	0.25 %	16.46	3.41 %	34.88	19.54
ComStage ETF STOXX Europe 600 NR	LU0378434582	C060	6.98	0.20 %	17.32	3.83 %	47.98	103.64
Consumer Discretionary European Source E	IE00B62RK662	S6XX	0.04	0.30 %	47.17	3.08 %	158.21	2.22
Consumer Staples European Source ETF	IE00B6222Y34	S6XY	0.05	0.30 %	43.83	-0.95 %	221.41	2.02
CS ETF (IE) on MSCI Europe	IE00B53QFR17	SXR6	1.07	0.33 %	21.11	3.54 %	73.96	48.30
Cyclicals European Source ETF	IE00B62SYX47	S6XZ	0.19	0.30 %	40.90	8.55 %	110.68	2.25
db x-trackers MSCI Europe Mid Cap TRN In	LU0322253732	DX2I	0.97	0.40 %	25.90	4.19 %	53.45	22.50
db x-trackers MSCI Europe Small Cap TRN	LU0322253906	DX2J	8.97	0.40 %	31.34	6.80 %	20.09	197.54
db x-trackers MSCI Europe TRN Index ETF	LU0274209237	DBXA	83.57	0.30 %	12.42	3.37 %	34.97	1,106.07
db x-trackers MSCI Pan-Euro TRN Index ET	LU0412624271	DX29	0.05	0.30 %	29.34	3.32 %	12.75	16.59
db x-trackers Stoxx® Europe 600 ETF	LU0328475792	DX2X	55.20	0.20 %	10.97	3.90 %	47.94	317.61
Defensives European Source ETF	IE00B633JD33	S6X1	0.04	0.30 %	45.22	0.31 %	146.51	2.83
EasyETF STOXX Europe 600	FR0010616250	XEYP	3.73	0.30 %	13.53	3.76 %	30.60	168.26
EasyETF STOXX Europe 600 Double Short	FR0010689687	X24J	3.55	0.60 %	37.01	-8.77 %	34.11	14.17
ETFlab MSCI Europe	DE000ETFL284	EL42	0.69	0.30 %	26.32	2.67 %	9.42	29.16
ETFlab MSCI Europe LC	DE000ETFL086	EL4H	0.44	0.30 %	28.14	2.66 %	69.01	35.65
ETFlab MSCI Europe MC	DE000ETFL292	EL43	0.03	0.30 %	38.47	3.09 %	6.40	5.99
ETFlab STOXX Europe 50	DE000ETFL250	EL4Y	0.14	0.19 %	51.82	1.38 %	25.80	7.40
HSBC MSCI Europe ETF	DE000A1C22L5	H4ZE	0.50	0.30 %	33.98	3.44 %	9.46	33.19
iShares MSCI Europe	DE000A0M5X28	IQQY	20.62	0.35 %	16.58	3.13 %	17.11	1,764.06
iShares MSCI Europe (Acc)	DE000A0YBR20	EUNK	2.00	0.35 %	20.72	3.52 %	30.58	98.98
iShares MSCI Europe ex-UK	DE000A0J2094	IQQU	14.91	0.40 %	25.69	3.77 %	20.63	762.76
iShares STOXX Europe 50 (DE)	DE0005933949	EXW3	50.37	0.50 %	10.50	2.59 %	25.79	325.39
iShares STOXX Europe 50	IE0008470928	EUN1	26.38	0.50 %	11.34	1.65 %	25.28	543.52
iShares STOXX Europe 600 (DE)	DE0002635307	EXSA	101.11	0.21 %	10.58	3.05 %	27.33	1,605.58
iShares STOXX Europe Large 200 (DE)	DE0005933980	EXSC	1.47	0.21 %	20.03	2.58 %	28.67	14.33
iShares STOXX Europe Mid 200 (DE)	DE0005933998	EXSD	7.44	0.21 %	25.48	4.10 %	27.17	125.12
iShares STOXX Europe Small 200 (DE)	DE000A0D8QZ7	EXSE	7.99	0.21 %	28.62	6.19 %	17.83	165.72
Lyxor ETF MSCI Europe	FR0010261198	LYY5	11.11	0.35 %	11.72	3.53 %	93.55	617.82
Lyxor ETF STOXX Europe 600 Daily Short	FR0010589101	LYQG	0.01	0.40 %	90.21	-4.09 %	63.71	5.74
Man GLG Europe Plus Source ETF	IE00B59D1459	MPFE	4.73	0.75 %	39.68	6.59 %	106.73	615.06
MSCI Europe Source ETF	IE00B60SWY32	SCOE	11.16	0.30 %	13.52	3.41 %	131.79	588.32
Ossiam ETF Europe Minimum Variance NR	LU0599612842	OSX4	2.13	0.65 %	37.09	-0.56 %	107.46	105.04
Ossiam ETF STOXX® Europe 600 Equal We	LU0599613147	OSX6	0.01	0.35 %	27.44	5.63 %	49.32	25.46
SPDR MSCI Europe ETF	FR0000001885	SPYE	10.15	0.30 %	14.04	3.46 %	120.62	358.84
SPDR MSCI Europe Small Cap ETF	FR0010149880	SPYS	0.00	0.40 %	179.83	7.18 %	106.40	7.98
STOXX 50 Source ETF	IE00B60SX519	SCOL	0.83	0.35 %	26.69	2.29 %	45.48	4.53
STOXX Europe 600 Source ETF	IE00B60SXX18	SCOG	70.04	0.19 %	22.53	3.78 %	47.54	310.43
STOXX Mid 200 Source ETF	IE00B60SX063	SCOF	0.35	0.35 %	63.09	5.25 %	45.12	32.34
STOXX Small 200 Source ETF	IE00B60SWZ49	SCOF	0.26	0.35 %	49.55	6.52 %	29.23	7.98
UBS-ETF MSCI Europe	LU0446734104	UIMA	0.02	0.36 %	31.77	3.29 %	46.73	16.32
UBS-ETF MSCI Europe I	LU0446734286	UIMB	0.17	0.24 %	31.71	3.41 %	46,577.21	20.02
Euro zone								
AMUNDI ETF EURO STOXX 50 (C)	FR0010654913	18MB	39.22	0.15 %	6.04	7.94 %	44.51	721.03
AMUNDI ETF EURO STOXX SMALL CAP	FR0010900076	ZESM	0.00	0.30 %	16.94	6.27 %	25.41	55.93
AMUNDI ETF LEVERAGED EURO STOXX 5	FR0010756072	18MD	3.52	0.30 %	41.19	14.75 %	130.98	10.54
AMUNDI ETF MSCI EMU	FR0010655688	18MH	8.28	0.25 %	13.47	6.98 %	113.11	247.03
AMUNDI ETF SHORT EURO STOXX 50 DAI	FR0010757781	18MS	0.97	0.30 %	28.61	-8.52 %	31.23	26.05
ComStage ETF EURO STOXX 50 Daily Lev	LU0392496930	C053	0.84	0.35 %	28.57	14.14 %	14.53	16.86
ComStage ETF EURO STOXX 50 Daily Short	LU0392496856	C052	3.10	0.35 %	21.36	-8.66 %	30.58	24.51
ComStage ETF EURO STOXX 50 NR	LU0378434079	C050	66.56	0.10 %	7.52	7.80 %	44.72	172.73
Comstage ETF FR EURO STOXX 50	LU0488317297	C054	4.57	0.15 %	14.09	3.30 %	25.07	12.47
ComStage ETF MSCI EMU TRN	LU0392494729	X012	0.01	0.25 %	23.80	6.89 %	16.30	39.84
CS ETF (IE) on EURO STOXX 50	IE00B53L3W79	SXRT	11.43	0.20 %	11.79	8.03 %	64.09	145.00
CS ETF (IE) on MSCI EMU	IE00B53QG562	SXR7	4.53	0.33 %	16.11	7.07 %	63.75	840.11
CS ETF (IE) on MSCI EMU Small Cap	IE00B3VWMM18	SXRJ	0.50	0.58 %	35.26	8.48 %	85.62	133.04
CS ETF (Lux) on MSCI EMU Large Cap	LU0154139132	XMHA	2.05	0.54 %	20.53	7.31 %	85.91	278.70
CS ETF (Lux) on MSCI EMU Mid Cap	LU0312694234	XMHC	2.74	0.54 %	21.72	5.73 %	52.43	112.74
db x-trackers EURO STOXX 50 Double S	LU0417510616	DBPL	5.30	0.50 %	26.24	-17.71 %	16.49	19.27
db x-trackers EURO STOXX 50 ETF	LU0380865021	DXET	58.25	0.00 %	8.24	8.06 %	29.43	769.05
db x-trackers EURO STOXX 50 ETF	LU0274211217	DBXE	95.23	0.00 %	7.80	7.93 %	25.38	1,295.92
db x-trackers EURO STOXX 50 Lev D	LU0411077828	DBPF	2.00	0.35 %	54.58	15.12 %	12.03	5.06

Equity funds

Regional indices

	ISIN	Xetra code	Ø Turnover/month Q3 in €m	TER	XLM ²⁾ Oct. 12 in Bp	Performance ¹⁾ Q3/2012	Xetra close Oct. 12 in €	AUM ³⁾ in Mio. €
Euro zone								
db x-trackers EURO STOXX 50 Short Daily	LU0292106753	DXSP	67.59	0.40 %	10.39	-8.61 %	29.94	165.76
EasyETF EURO STOXX 50 (A share)	FR0010129064	X247	3.57	0.25 %	12.47	3.71 %	24.87	121.27
EasyETF EURO STOXX 50 (C share)	FR0010129072	XEYV	7.79	0.25 %	9.76	7.99 %	32.85	291.54
EasyETF EURO STOXX 50 Double Short	FR0010689695	X24I	4.62	0.50 %	22.99	-17.58 %	15.71	10.66
ETFlab EURO STOXX 50	DE000ETFL029	EL4B	53.77	0.15 %	9.00	6.77 %	25.33	730.34
ETFlab EURO STOXX 50 Daily Short	DE000ETFL334	EL47	1.20	0.40 %	16.22	-8.67 %	31.27	5.88
EURO STOXX 50 Distributing Source ETF	IE00B5B5TG76	S6X0	0.18	0.15 %	17.53	7.87 %	25.22	32.28
EURO STOXX 50 Source ETF	IE00B60SWX25	SCOD	10.28	0.15 %	10.30	7.90 %	43.72	350.68
HSBC EURO STOXX 50 ETF	DE000A1COBB7	H4ZA	2.81	0.15 %	23.51	8.03 %	25.43	202.12
iShares EURO STOXX (DE)	DE000A0D8Q07	EXSI	36.95	0.21 %	15.40	5.74 %	25.04	519.72
iShares EURO STOXX 50	IE0008471009	EUN2	327.55	0.35 %	6.87	7.22 %	25.11	4,133.11
iShares EURO STOXX 50 (Acc)	DE000A0RD800	EUNV	5.06	0.35 %	13.69	7.93 %	24.49	52.06
iShares EURO STOXX 50 (DE)	DE0005933956	EXW1	418.57	0.17 %	6.80	6.33 %	25.29	3,144.17
iShares EURO STOXX Mid	DE000A0DPMX7	IQQM	1.37	0.40 %	23.00	6.00 %	31.81	118.75
iShares EURO STOXX Small	DE000A0DPMZ2	IQQS	3.90	0.40 %	28.76	4.35 %	21.34	223.12
iShares FTSEurofirst 100	DE000A0DPM16	IQQ1	1.51	0.40 %	20.05	3.85 %	21.58	49.68
iShares FTSEurofirst 80	DE000A0DPM08	IQQ8	0.22	0.40 %	22.66	7.07 %	8.11	39.76
Lyxor ETF EURO STOXX 50	FR0007054358	LYSX	33.67	0.25 %	6.50	7.88 %	25.09	3,789.19
Lyxor ETF EURO STOXX 50 Daily Double S	FR0010424143	LSK8	16.31	0.60 %	16.76	-17.45 %	23.18	77.07
Lyxor ETF EURO STOXX 50 Daily Short	FR0010424135	LSK7	1.79	0.40 %	22.34	-8.57 %	38.64	43.69
Lyxor ETF Leveraged EURO STOXX 50	FR0010468983	LYMZ	38.09	0.40 %	18.34	15.05 %	12.23	168.17
Lyxor ETF MSCI EMU	FR0007085501	LYQC	5.34	0.35 %	15.90	7.04 %	32.38	482.41
Lyxor ETF MSCI EMU Small Cap	FR0010168773	LYY1	0.35	0.40 %	33.19	8.42 %	142.22	65.98
Ossiam ETF EURO STOXX 50® Equal Weig	LU0599613063	OSX5	0.00	0.30 %	27.14	9.01 %	92.79	18.70
RBS Market Access EuroStoxx 50® Monthly	LU0562665777	M9S1	0.89	0.50 %	119.39			3.60
RBS Market Access EuroStoxx 50® Monthly	LU0562665694	M9SL	0.29	0.30 %	117.23			6.90
SPDR S&P Euro Dividend Aristocrats ETF	IE00B5M1WJ87	SPYW	0.87	0.30 %	127.19	3.82 %	15.50	18.60
UBS ETFs plc – MSCI EMU TRN SF	IE00B5B1MZ58	UIQW	0.13	0.17 %	67.82	6.85 %	102.67	29.31
UBS ETFs plc – MSCI EMU TRN SF	IE00B5M9BT58	UIQX	0.13	0.00 %	66.92	6.86 %	10,292.50	0.84
UBS-ETF EURO STOXX 50	LU0136234068	UIM1	8.13	0.36 %	23.93	7.82 %	25.10	230.46
UBS-ETF EURO STOXX 50 I	LU0155367302	UIM2	11.65	0.16 %	37.22	8.03 %	25,186.44	409.73
UBS-ETF MSCI EMU	LU0147308422	UIM4	7.10	0.41 %	13.96	6.93 %	81.00	357.91
UBS-ETF MSCI EMU I	LU0446735093	UIMG	1.57	0.24 %	35.71	7.02 %	81,295.20	95.73
UBS-ETF MSCI EMU Small Cap A	LU0671493277	UEFD	0.01	0.50 %	54.02	8.20 %	47.36	1.44
UBS-ETF MSCI EMU Small Cap I	LU0671493434	UEFE	0.00	0.33 %	54.06	8.24 %	9,473.91	1.44
Latin America								
CS ETF (IE) on MSCI EM Latin America	IE00B5KMFT47	CEBD	0.37	0.65 %	78.51	-3.98 %	75.58	15.80
db x-trackers MSCI EM LATAM TRN Index	LU0292108619	DBX3	33.15	0.65 %	33.33	-4.20 %	42.20	354.96
iShares MSCI EM Latin America	DE000A0NAOK7	IUSC	11.82	0.74 %	38.81	-5.77 %	18.44	296.92
Lyxor ETF MSCI EM Latin America	FR0010410266	LYM0	3.69	0.65 %	35.91	-3.78 %	28.26	169.32
RBS Market Access MSCI EM LatAm (Brazil)	LU0667622467	M9S2	0.00	0.65 %	90.69	0.25 %	39.99	3.52
SPDR MSCI EM Latin America ETF	IE00B454X613	SPYL	0.26	0.65 %	74.97	-3.71 %	16.85	5.06
Skandinavien								
AMUNDI ETF MSCI NORDIC	FR0010655738	540I	13.98	0.25 %	14.63	-0.98 %	215.31	182.15
North America								
ComStage ETF MSCI North America TRN	LU0392494992	X013	0.29	0.25 %	19.30	-2.79 %	29.22	204.88
iShares MSCI North America	DE000A0J2060	IQQN	23.99	0.40 %	15.62	-3.13 %	21.36	1,476.93
Südosteuropa								
RBS Market Access South-East Europe Trad	LU0259329869	M9SG	0.13	0.60 %	123.03	7.21 %	9.33	4.14
World								
AMUNDI ETF MSCI WORLD	FR0010756098	AMEW	0.27	0.38 %	15.62	-1.12 %	129.23	90.85
AMUNDI ETF MSCI WORLD EX EMU	FR0010756114	18MP	0.17	0.35 %	26.32	-2.17 %	132.24	57.79
AMUNDI ETF MSCI WORLD EX EUROPE	FR0010756122	18MQ	2.66	0.35 %	20.12	-2.72 %	128.29	53.24
ComStage ETF MSCI World TRN	LU0392494562	X010	16.68	0.40 %	16.14	-1.17 %	25.31	420.05
CS ETF (IE) on MSCI World	IE00B3NBFN86	CEBN	0.03	0.40 %	49.08	-1.17 %	79.74	44.37
db x-trackers MSCI World TRN Index ETF	LU0274208692	DBXW	107.32	0.45 %	11.38	-1.18 %	25.21	1,848.19
iShares DJ Global Titans 50 (DE)	DE0006289382	EXI2	11.31	0.52 %	40.02	-2.66 %	20.15	112.82
iShares MSCI ACWI	DE000A1JS9A4	IUSQ	1.70	0.60 %	36.71	-1.09 %	21.74	35.18
iShares MSCI World	DE000A0HGZR1	IQQW	97.08	0.50 %	10.72	-1.98 %	21.26	3,582.94
iShares MSCI World (Acc)	DE000A0YBR38	EUNL	8.03	0.50 %	35.98	-1.11 %	23.19	281.68
iShares MSCI World Monthly Euro Hedged	DE000A1H53Q8	IBCH	4.19	0.55 %	33.75	2.78 %	27.71	100.93
Lyxor ETF MSCI All Country World	FR0011079466	LYYO	0.01	0.45 %	91.50	-1.06 %	123.90	9.85
Lyxor ETF MSCI World	FR0010315770	LYYA	19.82	0.45 %	10.65	-1.11 %	100.46	649.34
MSCI World Source ETF	IE00B60SX394	SCOJ	15.26	0.45 %	17.34	-1.18 %	25.07	344.85
Ossiam ETF World Minimum Variance NR s	LU0799656698	OSXA	0.06	0.65 %	28.09		80.98	12.69
SPDR MSCI ACWI ETF	IE00B44Z5B48	SPYY	6.00	0.50 %	41.89	-0.97 %	56.98	28.49
SPDR MSCI ACWI IMI ETF	IE00B3YLYT66	SPYI	0.42	0.55 %	71.94	-1.07 %	57.29	5.73

Equity funds

Regional indices

	ISIN	Xetra code	Ø Turnover/month		XLM ²⁾ Oct. 12 in Bp	Performance ¹⁾ Q3/2012	Xetra close Oct. 12 in €	AUM ³⁾ in Mio. €
			Q3 in €m	TER				
World								
UBS (Irl) ETF plc - MSCI World (USD) A-dis	IE00B7KQ7B66	UBU7	0.16	0.45 %	35.92	-1.25 %	25.29	5.06
UBS (Irl) ETF plc - MSCI World (USD) I-dis	IE00B7KL1H59	UBU8	0.04	0.30 %	35.90	-1.17 %	2,532.70	5.07
UBS-ETF MSCI ACWI Risk Weighted A	IE00B6VS8T94	UIQY	0.00	0.00 %	99.39	3.96 %	54.87	1.68
UBS-ETF MSCI ACWI Risk Weighted I	IE00B6VTQH62	UIQZ	0.00	0.00 %	97.86	3.68 %	1,962.50	6.90
UBS-ETF MSCI World A	LU0340285161	UIM7	0.86	0.46 %	31.05	-1.16 %	100.96	382.14
UBS-ETF MSCI World I	LU0446735416	UIMC	8.83	0.31 %	k.A.	-1.18 %	100,889.49	168.51

Equity funds

Sector indices

	ISIN	Xetra code	Ø Turnover/month		XLM ²⁾ Oct. 12 in Bp	Performance ¹⁾ Q3/2012	Xetra close Oct. 12 in €	AUM ³⁾ in Mio. €
			Q3 in €m	TER				
Alternative investments								
db x-trackers S&P U.S. Carbon Efficient ETF	LU0411076002	DX28	0.03	0.50 %	75.28	-3.02 %	10.60	4.32
ETFX DAXglobal Shipping Fund	DE000A0Q8M45	ETLP	0.14	0.65 %	87.96	-10.28 %	11.52	3.99
iShares S&P Global Water	DE000A0MSAG2	IQQQ	1.10	0.65 %	49.38	-4.64 %	19.11	147.41
Lyxor ETF World Water	FR0010527275	LYM8	0.70	0.60 %	74.07	-5.36 %	18.38	51.96
PowerShares NASDAQ OMX Global Water F	IE00B23D9026	6PSF	0.02	0.75 %	46.15	-4.35 %	7.00	3.50
Automobiles & Parts								
ComStage ETF STOXX Europe 600 Automobil	LU0378435043	C061	0.67	0.25 %	18.71	1.06 %	47.62	20.14
iShares STOXX Europe 600 Automobiles & P	DE000A0Q4R28	EXV5	6.30	0.47 %	23.78	-0.55 %	30.63	13.48
Lyxor ETF STOXX Europe 600 Automobiles	FR0010344630	LYYN	2.17	0.30 %	14.51	1.03 %	32.30	13.77
STOXX 600 Optimised Automobiles & Parts	IE00B5NLX835	SCOP	7.70	0.30 %	14.22	2.15 %	201.03	212.44
Banks								
AMUNDI ETF MSCI EUROPE BANKS	FR0010688176	18M3	0.15	0.25 %	21.13	15.37 %	64.55	64.23
ComStage ETF STOXX Europe 600 Banks N	LU0378435399	C062	3.38	0.25 %	26.13	18.17 %	30.70	44.50
db x-trackers Stoxx® Europe 600 Banks ETF	LU0292103651	DXSF	37.78	0.30 %	13.71	18.19 %	30.60	130.21
db x-trackers Stoxx® Europe 600 Banks Short	LU0322249037	DXS8	15.62	0.50 %	12.43	-17.03 %	31.22	93.46
EURO STOXX Optimised Banks Source ETF	IE00B3Q19T94	S7XE	27.49	0.30 %	17.22	25.88 %	50.34	110.80
iShares EURO STOXX Banks (DE)	DE0006289309	EXX1	131.74	0.52 %	19.91	25.16 %	10.77	335.39
iShares STOXX Europe 600 Banks (DE)	DE000A0F5UJ7	EXV1	54.99	0.47 %	17.27	17.81 %	15.74	283.06
Lyxor ETF STOXX Europe 600 Banks	FR0010345371	LYYP	11.90	0.30 %	14.96	18.13 %	16.03	419.56
STOXX 600 Optimised Banks Source ETF	IE00B5MTWD60	SCOU	5.36	0.30 %	18.51	19.29 %	54.10	98.67
Basic materials								
AMUNDI ETF MSCI EUROPE MATERIALS	FR0010791137	540B	0.00	0.25 %	13.63	4.25 %	247.66	12.38
db x-trackers MSCI Emerging Markets Mater	LU0592217284	XMKM	0.03	0.65 %	85.45	-2.07 %	4.45	22.44
db x-trackers MSCI World Materials TRN Ind	LU0540980819	DBPY	0.19	0.45 %	136.25	2.53 %	22.28	3.35
Lyxor ETF MSCI World Materials TR	LU0533033824	LYPH	0.01	0.45 %	63.59	2.63 %	222.66	10.69
Lyxor ETF S&P 500 Capped Materials Sec	FR0011192780	LYMY	0.13	0.20 %	122.76	-2.46 %	100.05	1.50
SPDR MSCI Europe Materials ETF	FR0000001794	SPYP	0.02	0.30 %	86.60	4.27 %	132.19	16.52
Basic resources								
ComStage ETF NYSE Arca Gold BUGS	LU0488317701	CD91	21.86	0.65 %	36.87	15.75 %	38.96	116.66
ComStage ETF STOXX Europe 600 Basic Res	LU0378435472	C063	3.42	0.25 %	22.42	4.40 %	79.33	40.98
db x-trackers Stoxx® Europe 600 Basic Res	LU0292100806	DXSC	29.30	0.30 %	12.85	4.26 %	79.30	81.71
db x-trackers Stoxx® Europe 600 Basic Res	LU0412624354	DBZJ	1.05	0.50 %	38.34	-6.12 %	8.39	7.46
ETFX DAXglobal Coal Mining Fund	DE000A0Q8NB0	ETLW	0.16	0.65 %	100.04	2.93 %	31.95	7.07
ETFX DAXglobal Gold Mining Fund	DE000A0Q8NC8	ETLX	2.78	0.65 %	70.13	12.47 %	32.73	73.18
ETFX S-Net ITG Global Agri Business Fund	DE000A0Q8NA2	ETLV	0.64	0.65 %	81.68	-2.48 %	40.49	37.01
iShares S&P Commodity Producers Agribusin	DE000A1JS9B2	ISOC	0.25	0.55 %	88.08	-2.28 %	19.74	20.08
iShares S&P Commodity Producers Gold	DE000A1JS9D8	ISOE	2.56	0.55 %	81.29	12.25 %	15.49	76.42
iShares S&P Global Timber&Forestry	DE000A0NA0H3	IUSB	0.41	0.65 %	53.30	1.11 %	11.86	68.80
iShares STOXX Europe 600 Basic Res	DE000A0F5UK5	EXV6	28.14	0.47 %	16.15	4.30 %	44.43	144.27
Lyxor ETF STOXX Europe 600 Basic Res	FR0010345389	LYYX	10.70	0.30 %	13.19	4.29 %	45.25	205.20
RBS Market Access NYSE Arca Gold Bugs	LU0259322260	M9SD	31.68	0.65 %	50.15	15.66 %	161.57	242.35
STOXX 600 Optimised Basic Resources S	IE00B5MTWY73	SCOW	12.10	0.30 %	22.76	4.11 %	274.28	92.57
UBS-ETF STOXX Global Rare Earth A	LU0671492899	UIMV	0.33	0.62 %	84.48	-13.66 %	14.92	2.22
UBS-ETF STOXX Global Rare Earth I	LU0671493194	UIMW	0.23	0.45 %	77.05	-13.23 %	2,994.19	2.60
Chemicals								
ComStage ETF STOXX Europe 600 Chemicals	LU0378435555	C064	0.71	0.25 %	24.72	4.76 %	110.75	33.31
iShares STOXX Europe 600 Chemicals (DE)	DE000A0H08E0	EXV7	8.48	0.47 %	25.78	4.28 %	62.13	40.42
Lyxor ETF STOXX Europe 600 Chemicals	FR0010345470	LYYY	1.96	0.30 %	17.86	4.86 %	63.64	44.68
STOXX 600 Optimised Chemicals Source E	IE00B5MTY077	SCOU	4.09	0.30 %	25.97	4.81 %	253.39	11.84

Equity funds

Sector indices

	ISIN	Xetra code	Ø Turnover/month Q3 in €m	TER	XLM ²⁾ Oct. 12 in Bp	Performance ¹⁾ Q3/2012	Xetra close Oct. 12 in €	AUM ³⁾ in Mio. €
Construction & materials								
ComStage ETF STOXX Europe 600 Constr	LU0378435639	C065	3.37	0.25 %	29.67	4.81 %	42.04	17.48
iShares STOXX Europe 600 Construction	DE000A0H08F7	EXV8	2.16	0.47 %	31.18	4.03 %	24.25	10.68
Lyxor ETF STOXX Europe 600 Construction	FR0010345504	LYYZ	0.57	0.30 %	28.14	4.96 %	24.98	17.86
STOXX 600 Optimised Construction & Mater	IE00B5MTY309	SC01	0.98	0.30 %	18.82	5.13 %	163.04	15.60
Consumer discretionary								
AMUNDI ETF MSCI EUROPE CONSUMER	FR0010688184	18M4	0.13	0.25 %	14.63	2.53 %	113.97	42.74
db x-trackers MSCI Emerging Markets Consu	LU0592216476	XMKD	0.15	0.65 %	85.33	0.28 %	4.65	3.26
db x-trackers MSCI World Consumer Discret	LU0540979720	DBPP	0.00	0.45 %	149.04	-0.35 %	11.34	7.30
Lyxor ETF MSCI World Consumer Discretion	LU0533032008	LYPA	0.01	0.45 %	55.07	-0.43 %	113.13	1.70
Lyxor ETF S&P 500 Capped Consumer	FR0011192681	LYMP	0.00	0.20 %	177.46	0.13 %	111.68	1.68
SPDR MSCI Europe Consumer Discretionary	FR0000001752	SPYR	0.41	0.30 %	63.38	2.43 %	62.07	7.76
Consumer staples								
AMUNDI ETF MSCI EUROPE CONSUMER S	FR0010688168	18M5	1.60	0.25 %	14.70	-1.46 %	203.40	23.39
db x-trackers MSCI Emerging Markets Consu	LU0592216559	XMKS	1.22	0.65 %	92.79	0.73 %	5.10	52.66
db x-trackers MSCI World Consumer Staples	LU0540980066	DBPQ	1.16	0.45 %	167.23	-4.35 %	15.84	13.53
Lyxor ETF MSCI World Consumer Staples TR	LU0533032263	LYPB	1.37	0.45 %	120.23	-4.08 %	158.03	8.30
Lyxor ETF S&P 500 Capped Consumer Staple	FR0011192715	LYMQ	0.03	0.20 %	121.03	-5.96 %	112.48	4.05
SPDR MSCI Europe Consumer Staples ETF	FR0000001745	SPYC	0.44	0.30 %	76.64	-1.53 %	107.38	34.90
Energy								
AMUNDI ETF MSCI EUROPE ENERGY	FR0010930644	AMEE	0.10	0.25 %	14.93	-0.39 %	192.95	48.24
AMUNDI ETF MSCI WORLD ENERGY - EUR	FR0010791145	540L	0.67	0.35 %	24.68	-2.40 %	244.19	138.46
CS ETF (IE) on Credit Suisse Global Alternati	IE00B3YKW880	CEBP	0.00	0.65 %	100.11	-1.63 %	30.75	15.56
db x-trackers MSCI Emerging Markets Energy	LU0592216633	XMKE	0.02	0.65 %	92.11	0.40 %	4.99	2.99
db x-trackers MSCI World Energy TRN Index	LU0540980736	DBPW	0.22	0.45 %	137.41	-2.27 %	24.49	14.28
ETFX DAXglobal Alternative Energy Fund	DE000A0Q8M94	ETLU	0.12	0.65 %	82.39	3.56 %	8.44	7.16
ETFX WNA Global Nuclear Energy Fund	DE000A0Q8M37	ETLN	0.34	0.65 %	97.80	-4.09 %	19.48	14.27
iShares S&P Global Clean Energy	DE000A0M5X10	IQQH	0.63	0.65 %	58.10	-4.47 %	2.89	70.21
Lyxor ETF MSCI World Energy TR	LU0533032420	LYPC	0.30	0.45 %	60.30	-2.40 %	243.51	13.05
Lyxor ETF New Energy	FR0010524777	LYM9	0.52	0.60 %	77.11	-7.65 %	12.32	43.76
Lyxor ETF S&P 500 Capped Energy Sector	FR0011158161	LYMR	0.14	0.20 %	158.90		103.31	1.55
PowerShares Global Clean Energy Fund	IE00B23D9133	6PSG	0.05	0.75 %	51.41	0.19 %	2.70	3.77
SPDR MSCI Europe Energy ETF	FR0000001810	SPYN	0.02	0.30 %	90.23	-0.15 %	102.62	23.09
Financial services								
AMUNDI ETF MSCI WORLD FINANCIALS -	FR0010791152	540M	0.00	0.35 %	42.22	4.63 %	81.50	20.86
ComStage ETF STOXX Europe 600 Financial	LU0378435712	C066	0.46	0.25 %	22.66	4.79 %	45.27	18.76
db x-trackers LPX MM Private Equity ETF	LU0322250712	DX2D	1.99	0.70 %	60.37	4.20 %	24.55	85.95
db x-trackers MSCI Emerging Markets Financ	LU0592216807	XMKF	0.01	0.65 %	85.90	-0.64 %	2.94	2.97
db x-trackers MSCI World Financials TRN Ind	LU0540980140	DBPR	0.23	0.45 %	376.37	4.55 %	8.17	21.76
iShares S&P Listed Private Equity	DE000A0MSAF4	IQQL	0.78	0.75 %	60.91	-0.57 %	10.53	162.73
iShares STOXX Europe 600 Financial Serv	DE000A0H08G5	EXH2	1.85	0.47 %	38.71	5.03 %	24.24	10.64
Lyxor ETF MSCI World Financials TR	LU0533032859	LYPD	0.02	0.45 %	107.12	4.18 %	81.19	25.49
Lyxor ETF PRIVEX	FR0010407197	LYM4	0.02	0.70 %	83.77	3.47 %	3.97	20.27
Lyxor ETF S&P 500 Capped Financial Sector	FR0011192723	LYMU	0.09	0.20 %	186.52	2.89 %	112.21	1.68
Lyxor ETF STOXX Europe 600 Financial Serv	FR0010345363	LYMA	0.70	0.30 %	19.39	4.74 %	24.97	8.05
PowerShares Global Listed Private Equity Fu	IE00B23D8206	6PSE	0.02	0.75 %	62.27			22.89
SPDR MSCI Europe Financials ETF	FR0000001703	SPYZ	0.37	0.30 %	51.25	14.73 %	34.51	26.75
STOXX 600 Optimised Financial Services	IE00B5MTYK77	SC02	1.04	0.30 %	25.51	5.19 %	94.61	7.20
Food & beverage								
ComStage ETF STOXX Europe 600 Food	LU0378435803	C067	2.12	0.25 %	15.74	-0.38 %	74.15	45.13
db x-trackers Stoxx® Europe 600 Food	LU0292105359	DXSK	6.23	0.30 %	17.48	-0.56 %	74.03	55.63
iShares STOXX Europe 600 Food & Beverage	DE000A0H08H3	EXH3	10.77	0.47 %	11.72	-1.02 %	44.78	102.98
Lyxor ETF STOXX Europe 600 Food & Bever	FR0010344861	LYYR	5.57	0.30 %	12.09	-0.46 %	45.59	105.75
STOXX 600 Optimised Food & Beverage Sour	IE00B5MTYL84	SC03	6.58	0.30 %	25.84	-0.34 %	232.21	60.07
Health care								
AMUNDI ETF MSCI EUROPE HEALTHCARE	FR0010688192	18M6	0.62	0.25 %	15.42	-0.75 %	137.17	27.02
ComStage ETF STOXX Europe 600 Health C	LU0378435985	C068	1.45	0.25 %	16.06	-1.42 %	73.12	55.36
db x-trackers Global Fund Supporters ETF (D)	IE00B46F7724	XGED	0.01	0.25 %	37.57	-0.82 %	7.86	3.94
db x-trackers MSCI Emerging Markets Health	LU0592216989	XMKH	0.17	0.65 %	85.48	3.03 %	3.13	8.34
db x-trackers MSCI World Health Care TRN In	LU0540980223	DBPS	0.34	0.45 %	100.97	-1.57 %	11.88	15.99
db x-trackers Stoxx® Europe 600 Health Care	LU0292103222	DXSE	7.38	0.30 %	19.91	-1.32 %	72.78	116.81
db x-trackers Stoxx® Europe 600 Health Care	LU0322249466	DXS9	0.66	0.50 %	22.45	0.59 %	27.12	3.56
iShares EURO STOXX Health Care (DE)	DE0006289333	EXX4	1.34	0.53 %	25.53	0.54 %	55.99	8.97
iShares STOXX Europe 600 Health Care (DE)	DE000A0Q4R36	EXV4	15.71	0.47 %	12.22	-1.57 %	48.28	171.41
Lyxor ETF MSCI World Health Care TR	LU0533033238	LYPE	0.25	0.45 %	71.87	-1.53 %	118.74	25.53
Lyxor ETF S&P 500 Capped Health Care Sect	FR0011192848	LYMW	0.08	0.20 %	84.72	-2.24 %	114.88	9.76
Lyxor ETF STOXX Europe 600 Health Care	FR0010344879	LYYS	8.48	0.30 %	10.44	-1.40 %	49.44	127.87
SPDR MSCI Europe Health Care ETF	FR0000001737	SPYH	0.86	0.30 %	70.03	-0.72 %	74.47	65.91
STOXX 600 Optimised Health Care Source E	IE00B5MJYY16	SC0T	4.32	0.30 %	17.06	-1.17 %	137.44	112.88

Equity funds

Sector indices

	ISIN	Xetra code	Ø Turnover/month Q3 in €m	TER	XLM ²⁾ Oct. 12 in Bp	Performance ³⁾ Q3/2012	Xetra close Oct. 12 in €	AUM ³⁾ in Mio. €
Industrial goods & services								
ComStage ETF STOXX Europe 600 Industrial	LU0378436017	C069	0.20	0.25 %	22.50	4.77 %	51.87	17.07
db x-trackers Stoxx® Europe 600 Industrial G	LU0292106084	DXSL	1.44	0.30 %	16.72	4.80 %	51.51	43.58
db x-trackers Stoxx® Europe 600 Industrial G	LU0412624511	DBZK	2.05	0.50 %	32.05	-5.41 %	31.80	24.42
iShares STOXX Europe 600 Industrial Goods	DE000A0H08J9	EXH4	6.81	0.47 %	16.49	4.68 %	32.44	32.46
Lyxor ETF STOXX Europe 600 Industrial G	FR0010344887	LYYT	1.23	0.30 %	14.74	4.73 %	33.01	39.81
STOXX 600 Optimised Industrial Goods	IE00B5MJYX09	SCOS	9.59	0.30 %	17.01	4.46 %	125.64	52.07
Industrials								
AMUNDI ETF MSCI EUROPE INDUSTRIALS	FR0010688218	18M8	0.00	0.25 %	13.61	4.05 %	166.00	35.19
db x-trackers MSCI Emerging Markets Industr	LU0592217011	XMKI	0.00	0.65 %	85.74	-3.21 %	2.63	2.65
db x-trackers MSCI World Industrials TRN Ind	LU0540981387	DBPX	0.07	0.45 %	162.38	-1.54 %	14.10	5.80
Lyxor ETF MSCI World Industrials TR	LU0533033402	LYPF	0.01	0.45 %	74.01	-1.28 %	141.17	18.28
Lyxor ETF S&P 500 Capped Industrials Sect	FR0011192749	LYMX	0.04	0.20 %	121.66		101.21	1.52
SPDR MSCI Europe Industrials ETF	FR0000001778	SPYQ	0.02	0.30 %	78.82	4.14 %	90.48	11.31
Infrastruktur								
db x-trackers S&P Global Infrastructure ETF	LU0322253229	DX2E	1.02	0.60 %	49.15	-1.34 %	23.55	78.22
EasyETF NMX30 Infrastructure Global	LU0315440411	IM2R	1.79	0.50 %	91.27	-0.25 %	35.76	44.82
iShares FTSE/Macquarie Global Infrastructure	DE000A0LGQM3	IQQI	1.28	0.65 %	60.17	-4.27 %	16.81	250.12
iShares S&P Emerging Markets Infrastructure	DE000A0RFFS2	IUS8	0.90	0.74 %	72.57	-6.07 %	17.19	74.86
UBS (Irl) ETF plc - MSCI USA Infrastructure	IE00B6RPTB32	UBU1	0.01	0.65 %	13.72	-7.65 %	50.37	2.01
UBS (Irl) ETF plc - MSCI USA Infrastructure	IE00B6T8VP86	UBU2	0.00	0.48 %	35.28	-7.58 %	10,078.64	2.02
UBS-ETF MSCI Europe Infrastructure A	LU0665646658	UIMX	0.29	0.65 %	60.87	-0.04 %	44.53	1.69
UBS-ETF MSCI Europe Infrastructure I	LU0665646815	UIMY	0.87	0.48 %	59.88	0.02 %	8,910.87	1.69
UBS-ETF MSCI Japan Infrastructure A	LU0665646062	UIMZ	0.07	0.65 %	54.46	-8.87 %	35.45	1.63
UBS-ETF MSCI Japan Infrastructure I	LU0665646229	UEFA	0.00	0.48 %	54.93		7,092.19	1.63
Insurance								
AMUNDI ETF MSCI EUROPE INSURANCE	FR0010688226	18M9	0.22	0.25 %	16.76	12.37 %	56.41	20.87
ComStage ETF STOXX Europe 600 Insurance	LU0378436108	C070	0.72	0.25 %	27.07	13.49 %	28.94	26.39
db x-trackers Stoxx® Europe 600 Insurance E	LU0292105193	DXSJ	3.86	0.30 %	18.60	13.49 %	28.78	37.73
db x-trackers Stoxx® Europe 600 Insurance S	LU0412624602	DBZL	0.81	0.50 %	30.15	-12.95 %	30.26	6.05
iShares STOXX Europe 600 Insurance (DE)	DE000A0H08K7	EXH5	14.22	0.47 %	23.09	13.47 %	16.93	64.99
Lyxor ETF STOXX Europe 600 Insurance	FR0010344903	LYYQ	4.59	0.30 %	19.55	13.50 %	17.49	94.37
STOXX 600 Optimised Insurance Source ETF	IE00B5MTXJ97	SCOY	4.46	0.30 %	22.90	14.27 %	49.25	25.79
Media								
ComStage ETF STOXX Europe 600 Media NR	LU0378436363	C071	0.08	0.25 %	26.32	3.54 %	30.11	16.16
iShares STOXX Europe 600 Media (DE)	DE000A0H08L5	EXH6	2.93	0.47 %	23.75	3.57 %	18.26	13.50
Lyxor ETF STOXX Europe 600 Media	FR0010344929	LYYU	0.88	0.30 %	22.34	3.49 %	18.66	11.37
STOXX 600 Optimised Media Source ETF	IE00B5MTZ488	SC06	0.91	0.30 %	19.49	3.48 %	58.55	55.46
Oil & gas								
ComStage ETF STOXX Europe 600 Oil & Gas	LU0378436447	C072	1.71	0.25 %	17.07	0.89 %	66.91	38.20
db x-trackers Stoxx® Europe 600 Oil & Gas E	LU0292101796	DXSD	2.99	0.30 %	14.73	0.80 %	66.48	57.95
db x-trackers Stoxx® Europe 600 Oil & Gas S	LU0322249623	DX2A	0.36	0.50 %	27.95	-1.88 %	19.33	5.81
iShares S&P Commodity Producers Oil and G	DE000A1JS9CO	ISOD	0.07	0.55 %	82.18	-1.96 %	18.96	5.74
iShares STOXX Europe 600 Oil & Gas (DE)	DE000A0H08M3	EXH1	10.22	0.47 %	16.01	-0.15 %	33.94	149.26
Lyxor ETF STOXX Europe 600 Oil & Gas	FR0010344960	LYMB	3.13	0.30 %	12.59	1.07 %	34.90	151.04
STOXX 600 Optimised Oil & Gas Source ETF	IE00B5MTWH09	SCOV	7.92	0.30 %	17.08	1.54 %	154.74	28.49
Personal & household goods								
ComStage ETF STOXX Europe 600 P & H	LU0378436520	C073	0.39	0.25 %	19.23	-1.27 %	82.57	26.33
iShares STOXX Europe 600 Personal & H	DE000A0H08N1	EXH7	5.88	0.47 %	29.08	-1.41 %	48.94	24.44
Lyxor ETF STOXX Europe 600 Personal & H	FR0010344978	LYYV	1.22	0.30 %	14.27	-1.38 %	49.86	41.23
STOXX 600 Optimised Personal & Household	IE00B5MTZ595	SC04	0.40	0.30 %	25.63	-0.01 %	256.98	16.07
Real estate								
AMUNDI ETF REAL ESTATE REIT IEIF	FR0010791160	540N	0.02	0.35 %	24.56	3.55 %	203.46	33.57
ComStage ETF STOXX Europe 600 Real Est	LU0378436793	C074	0.29	0.25 %	29.60	3.81 %	18.51	12.70
db x-trackers FTSE EPRA/NAREIT Developed	LU0489337690	D5BK	2.28	0.40 %	48.53	3.70 %	14.58	176.09
db x-trackers FTSE EPRA/NAREIT Eurozone	LU0489336965	D5BJ	0.07	0.35 %	356.50	6.94 %	17.11	1.89
EasyETF EPRA Eurozone	LU0192223062	IM2A	3.89	0.45 %	23.44	6.80 %	166.25	288.36
iShares FTSE EPRA/NAREIT Asia Property	DE000A0LGQJ9	IQQ4	0.75	0.59 %	52.86	1.99 %	19.44	168.50
iShares FTSE EPRA/Nareit Developed World	DE000A0LGQL5	IQQ6	15.78	0.59 %	23.26	-4.73 %	16.31	1,398.53
iShares FTSE EPRA/NAREIT US Property Yie	DE000A0LGQK7	IQQ7	13.09	0.40 %	38.88	-9.81 %	16.82	252.81
iShares FTSE/EPRA European Property Index	DE000A0HG2Q2	IQQP	10.45	0.40 %	16.39	2.41 %	26.36	538.01
iShares STOXX Americas 600 Real Estate Ca	DE000A0H0769	EXI6	1.32	0.74 %	51.96	-8.49 %	13.69	18.52
iShares STOXX Asia Pacific 600 Real Estate	DE000A0H0777	EXI7	0.94	0.73 %	69.89	2.91 %	11.68	20.50
iShares STOXX Europe 600 Real Estate (DE)	DE000A0Q4R44	EXI5	2.83	0.47 %	39.95	3.47 %	12.82	53.86
Lyxor ETF MSCI Ac Asia Ex Japan Real Est	FR0010833541	LYPN	0.41	0.65 %	46.53	4.02 %	9.14	4.93
Lyxor ETF MSCI Europe Real Estate	FR0010833558	LYPL	0.02	0.40 %	82.33	3.22 %	29.15	8.53
Lyxor ETF MSCI USA Real Estate	FR0010833566	LYPM	0.16	0.40 %	78.34	-8.41 %	31.78	23.61
Lyxor ETF MSCI World Real Estate	FR0010833574	LYPY	0.30	0.40 %	61.80	-2.84 %	32.47	12.89

Equity funds

Sector indices

	ISIN	Xetra code	Ø Turnover/month Q3 in €m	TER	XLM ²⁾ Oct. 12 in Bp	Performance ¹⁾ Q3/2012	Xetra close Oct. 12 in €	AUM ³⁾ in Mio. €
Real estate								
SPDR Dow Jones Global Real Estate ETF	IE00B8GF1M35	SPYJ	0.01	0.40 %	35.03		22.84	4.57
Retail								
ComStage ETF STOXX Europe 600 Retail N	LU0378436876	C075	0.41	0.25 %	24.08	3.39 %	46.66	13.08
iShares STOXX Europe 600 Retail (DE)	DE000A0H08P6	EXH8	3.70	0.47 %	27.38	1.75 %	26.82	10.20
Lyxor ETF STOXX Europe 600 Retail	FR0010344986	LYYI	0.23	0.30 %	19.63	3.35 %	27.47	32.99
STOXX 600 Optimised Retail Source ETF	IE00B5MTZM66	SC05	1.57	0.30 %	30.78	3.96 %	125.69	6.14
Technology								
AMUNDI ETF MSCI EUROPE IT	FR0010713768	540A	0.55	0.25 %	14.14	2.04 %	49.54	18.83
ComStage ETF STOXX Europe 600 Techn	LU0378437098	C076	0.52	0.25 %	31.44	0.91 %	28.74	27.34
db x-trackers MSCI Emerging Markets Inform	LU0592217102	XMK1	0.03	0.65 %	86.21	0.86 %	1.76	3.54
db x-trackers MSCI World Information Techn	LU0540980496	DBPT	0.14	0.45 %	347.66	-5.67 %	7.88	27.94
db x-trackers Stoxx® Europe 600 Technology	LU0292104469	DXSH	0.91	0.30 %	18.90	0.81 %	28.55	13.74
db x-trackers Stoxx® Europe 600 Technology	LU0322250043	DX2B	0.61	0.50 %	27.61	-1.85 %	19.62	4.67
iShares EURO STOXX Technology (DE)	DE0006289325	EXX3	0.04	0.16 %	38.01	2.10 %	22.32	3.13
iShares STOXX Europe 600 Technology (DE)	DE000A0H08Q4	EXV3	1.67	0.47 %	25.49	-0.72 %	20.69	15.54
iShares TecDAX (DE)	DE0005933972	EXS2	4.24	0.52 %	30.10	3.30 %	7.66	68.83
Lyxor ETF MSCI World Information Technol	LU0533033667	LYPG	0.25	0.45 %	76.45	-5.72 %	78.51	1.88
Lyxor ETF S&P 500 Capped Technology Sec	FR0011192806	LN1Y	0.01	0.20 %	171.55	-6.60 %	104.24	2.45
Lyxor ETF STOXX Europe 600 Technology	FR0010344796	LYYW	1.17	0.30 %	16.95	0.95 %	21.20	19.50
SPDR MSCI Europe Information Technology	FR0000001695	SPYK	0.05	0.30 %	67.59	2.14 %	29.53	6.64
STOXX 600 Optimised Technology Source E	IE00B5MTWZ80	SC0X	1.86	0.30 %	29.13	0.60 %	31.89	11.35
Telecommunication								
AMUNDI ETF MSCI EUROPE TELECOM SE	FR0010713735	540C	0.12	0.25 %	13.94	-4.48 %	76.20	7.62
ComStage ETF STOXX Europe 600	LU0378437171	C077	0.91	0.25 %	19.84	-4.28 %	47.59	27.53
db x-trackers MSCI Emerging Markets	LU0592217367	XMKT	0.04	0.65 %	112.53	-6.11 %	2.25	4.53
db x-trackers MSCI World Telecommunic	LU0540980579	DBPU	0.41	0.45 %	166.13	-6.51 %	6.58	5.48
db x-trackers Stoxx® Europe 600	LU0292104030	DXSG	2.47	0.30 %	14.47	-4.57 %	46.98	25.23
db x-trackers Stoxx® Europe 600	LU0322250126	DX2C	0.71	0.50 %	27.76	3.60 %	23.90	4.86
iShares EURO STOXX Telecommunications	DE0006289317	EXX2	3.40	0.11 %	28.09	-3.73 %	24.76	37.14
iShares STOXX Europe 600 Telecommunicat	DE000A0H08R2	EXV2	7.94	0.47 %	20.25	-6.31 %	23.45	53.91
Lyxor ETF MSCI World Telecommunication	LU0533034129	LYPI	0.14	0.45 %	90.96	-6.64 %	65.63	10.83
Lyxor ETF STOXX Europe 600 Telecommun	FR0010344812	LYYK	1.72	0.30 %	15.66	-4.30 %	24.92	95.17
SPDR MSCI Europe Telecommunication Serv	FR0000001687	SPYT	0.00	0.30 %	73.73	-4.35 %	42.18	5.27
STOXX 600 Optimised Telecommunications	IE00B5MJYB88	SC0Q	1.97	0.30 %	22.43	-3.67 %	72.21	49.26
Travel & leisure								
ComStage ETF STOXX Europe 600 Travel	LU0378437254	C078	0.98	0.25 %	30.90	2.46 %	22.95	16.75
iShares STOXX Europe 600 Travel & Leisure	DE000A0H08S0	EXV9	2.11	0.47 %	38.39	2.28 %	13.90	9.04
Lyxor ETF STOXX Europe 600 Travel & Leis	FR0010344838	LYYL	1.27	0.30 %	24.79	2.41 %	14.03	5.68
STOXX 600 Optimised Travel & Leisure Sourc	IE00B5MJYC95	SC0R	1.39	0.30 %	25.63	2.07 %	102.51	12.53
Utilities								
AMUNDI ETF MSCI EUROPE UTILITIES	FR0010688234	540D	0.24	0.25 %	14.18	6.56 %	133.39	20.41
ComStage ETF STOXX Europe 600 Utilities	LU0378437338	C079	0.49	0.25 %	19.43	6.09 %	60.09	37.69
db x-trackers MSCI Emerging Markets Utilities	LU0592217441	XMKU	0.54	0.65 %	84.67	-7.25 %	3.20	3.22
db x-trackers MSCI World Utilities TRN Index	LU0540980652	DBPV	0.05	0.45 %	160.33	-2.82 %	12.07	3.64
db x-trackers Stoxx® Europe 600 Utilities E	LU0292104899	DXSI	3.74	0.30 %	12.30	6.02 %	59.36	68.05
db x-trackers Stoxx® Europe 600 Utilities Sh	LU0412624867	DBZM	0.01	0.50 %	20.90	-6.67 %	33.71	2.56
iShares STOXX Europe 600 Utilities (DE)	DE000A0Q4R02	EXH9	6.69	0.47 %	27.14	4.12 %	27.29	68.18
Lyxor ETF MSCI World Utilities TR	LU0533034558	LYPQ	0.04	0.45 %	155.06	-3.03 %	120.58	11.94
Lyxor ETF S&P 500 Capped Utilities Sector	FR0011192822	LN1Z	0.00	0.20 %	122.26	-7.56 %	109.56	5.26
Lyxor ETF STOXX Europe 600 Utilities	FR0010344853	LYYM	4.07	0.30 %	15.64	6.27 %	28.64	57.84
SPDR MSCI Europe Utilities ETF	FR0000001646	SPYU	0.00	0.30 %	37.53	6.67 %	71.52	8.94
STOXX 600 Optimised Utilities Source ETF	IE00B5MTXK03	SC0Z	1.76	0.30 %	28.64	6.67 %	130.02	19.51

Bond funds

	ISIN	Xetra code	Ø Turnover/month Q3 in €m	TER	XLM ²⁾ Oct. 12 in Bp	Performance ¹⁾ Q3/2012	Xetra close Oct. 12 in €	AUM ³⁾ in Mio. €
Corporate bonds								
AMUNDI ETF EURO CORPORATE EX FIN	FR0011020940	AFIX	0.04	0.16 %	9.05	1.35 %	95.90	4.60
AMUNDI ETF EURO CORPORATE FINANC	FR0011020957	AFIN	4.06	0.16 %	8.99	2.80 %	116.83	131.20
AMUNDI ETF EURO CORPORATES (C)	FR0010754119	18MT	0.71	0.16 %	8.70	1.92 %	190.41	315.89
db x-trackers II iBoxx € Liquid Corporate 100	LU0484968812	XB4F	0.25	0.20 %	56.11	3.68 %	134.23	18.85
db x-trackers II iBoxx € Liquid Corporate 100	LU0484968655	XB4N	3.14	0.20 %	57.98	0.90 %	136.03	44.50
db x-trackers II iBoxx € Liquid Corporate 100 T	LU0478205379	D5BG	6.48	0.20 %	35.71	2.12 %	135.58	136.28
ETFlab iBoxx € Liquid Corporates Diversified	DE000ETFL375	EL49	2.76	0.20 %	41.32	1.98 %	105.82	67.67

Bond funds

	ISIN	Xetra code	Ø Turnover/month Q3 in €m	TER	XLM ²⁾ Oct. 12 in Bp	Performance ¹⁾ Q3/2012	Xetra close Oct. 12 in €	AUM ³⁾ in Mio. €
Corporate bonds								
ETFlab iBoxx € Liquid Non-Financials Diversif	DE000ETFL383	EFQ8	10.31	k.A.	25.88	2.20 %	105.13	323.82
iShares Barclays Capital EURO Corpor	DE000A0YEEZ9	EUNT	7.08	0.20 %	11.39	2.41 %	106.98	230.48
iShares Barclays Capital EURO Corporate Bo	DE000A0ORM454	EUN5	16.85	0.20 %	7.26	3.08 %	121.88	1.678.60
iShares Barclays Capital EURO Corporate Bo	DE000A0YEEEX4	EUNR	38.35	0.20 %	8.20	1.91 %	111.05	1.765.16
iShares Barclays Capital EURO Corporate Bo	DE000A0YEEY2	EUNS	32.71	0.20 %	8.48	1.48 %	108.04	558.39
iShares Markit iBoxx \$ Corporate Bond	DE000A0DPYYO	IBCD	14.82	0.20 %	19.07	-3.00 %	89.55	1.180.78
iShares Markit iBoxx \$ High Yield Capped Bo	DE000A1J0ZA1	ISOR	2.43	0.50 %	26.55		84.32	572.72
iShares Markit iBoxx EURO Corporate Bond	DE0002511243	IBCS	52.69	0.20 %	8.40	1.43 %	128.37	3.435.88
iShares Markit iBoxx Euro High Yield Bond	DE000A1C8QTO	EUNW	38.54	0.50 %	20.61	1.99 %	106.44	1.566.52
iShares Morningstar \$ Emerging Markets	DE000A1J0BJ3	ISOQ	1.36	0.50 %	24.25	-1.79 %	82.76	28.43
Lyxor ETF EURO Corporate Bond	FR0010737544	LYQJ	3.66	0.20 %	8.58	1.99 %	129.65	571.11
Lyxor ETF EURO Corporate Bond ex Financials	FR0010814236	LYPJ	3.04	0.20 %	8.61	1.33 %	116.99	229.30
Lyxor ETF iBoxx € Liquid High Yield 30	FR0010975771	LYQC	5.63	0.45 %	12.27	5.24 %	115.40	178.87
SPDR Barclays Capital Euro Corporate Bond	IE00B3T9LM79	SYBC	0.57	0.20 %	19.30	2.90 %	53.26	37.76
SPDR Barclays Capital Euro High Yield Bond	IE00B6YX5M31	SYBJ	0.86	0.45 %	29.10	6.30 %	54.35	18.21
SPDR Barclays Capital Sterling Corporate	IE00B4694Z11	SYBS	0.01	0.15 %	22.85	0.79 %	67.98	153.89
UBS-ETF Markit iBoxx EUR Liquid Corporates	LU0721553864	UEFR	0.43	0.00 %	14.85	1.71 %	95.30	33.43
Covered bonds								
ComStage ETF iBoxx € Germany Covered	LU0488317370	C541	0.33	0.17 %	9.45	0.77 %	190.16	47.43
ComStage ETF iBoxx € Germany Covered	LU0488317453	C542	0.00	0.17 %	10.37	0.97 %	206.59	10.73
ComStage ETF iBoxx € Germany Covered	LU0488317537	C543	0.35	0.17 %	14.39	0.94 %	221.75	12.13
ComStage ETF iBoxx € Germany Covered	LU0488317610	C540	0.00	0.12 %	13.75	0.37 %	189.22	10.95
db x-trackers II iBoxx € Germany Covered TR	LU0321463506	DXSW	12.05	0.15 %	12.55	0.83 %	183.12	279.21
ETFlab iBoxx EUR Liquid Germany Covered	DE000ETFL359	EL48	8.90	0.09 %	11.91	-0.10 %	112.73	166.70
iShares eb.rexx Jumbo Pfandbriefe (DE)	DE0002635265	EXHE	45.66	0.10 %	11.20	-0.51 %	107.65	1.247.81
iShares Markit iBoxx EURO Covered Bond	DE000A0RFEE5	IUS6	9.22	0.20 %	12.05	3.34 %	144.72	384.77
Lyxor ETF EuroMTS Covered Bond Aggregate	FR0010481127	LRX2	2.03	0.17 %	38.12	3.16 %	127.14	61.41
Credit derivatives								
db x-trackers II iTraxx Crossover 5-year 2x Dai	LU0613541407	XCBA	1.80	0.34 %	39.98	14.67 %	160.13	21.74
db x-trackers II iTraxx Crossover 5-year 2x Sh	LU0613541662	XCBB	0.15	0.34 %	76.99	-15.00 %	46.58	4.65
db x-trackers II iTraxx Crossover 5-year Short	LU0321462870	DXST	4.67	0.24 %	51.93	-7.82 %	73.42	33.45
db x-trackers II iTraxx Crossover 5-year TR In	LU0290359032	DBXM	13.78	0.24 %	23.51	7.19 %	133.36	185.79
db x-trackers II iTraxx Europe 5-year 2x Daily	LU0613541316	XELL	0.00	0.28 %	28.94	3.26 %	110.40	61.93
db x-trackers II iTraxx Europe 5-year 2x Short	LU0613541589	XELS	0.51	0.28 %	31.37	-3.79 %	101.42	4.06
db x-trackers II iTraxx Europe 5-year Short Dail	LU0321462102	DXSR	0.01	0.18 %	15.25	-1.92 %	104.96	16.91
db x-trackers II iTraxx Europe 5-year TR Index	LU0290358653	DXSQ	3.81	0.18 %	14.31	1.65 %	109.50	89.67
db x-trackers II iTraxx Europe Senior Financ	LU0378819709	DBZG	0.23	0.18 %	26.24	-3.53 %	106.54	5.95
db x-trackers II iTraxx Europe Senior Financ	LU0378819295	DBZD	1.08	0.18 %	24.21	3.19 %	107.54	7.65
db x-trackers II iTraxx Europe Subordinated	LU0378819881	DBZH	0.38	0.21 %	61.05	-5.56 %	101.20	9.17
db x-trackers II iTraxx Europe Subordinated	LU0378819378	DBZE	0.94	0.21 %	49.92	4.98 %	108.29	13.62
db x-trackers II iTraxx HiVol 5-year Short TR	LU0321462441	DXSS	0.62	0.21 %	51.92	-3.04 %	100.20	8.58
db x-trackers II iTraxx HiVol 5-year TR Index	LU0290358737	DBXL	1.18	0.21 %	47.93	2.71 %	112.60	27.95
Government bonds								
AMUNDI ETF GOVT BOND EUROMTS BRO	FR0010754192	18MV	0.22	0.14 %	8.60	2.81 %	185.66	216.29
AMUNDI ETF GOVT BOND EUROMTS BRO	FR0010754143	18MW	6.22	0.14 %	9.68	4.54 %	192.84	7.73
AMUNDI ETF GOVT BOND EUROMTS BRO	FR0010754135	18MX	0.00	0.14 %	5.60	1.52 %	162.67	175.52
AMUNDI ETF GOVT BOND EUROMTS BRO	FR0010754168	18MY	0.00	0.14 %	6.85	2.40 %	179.46	74.66
AMUNDI ETF GOVT BOND EUROMTS BRO	FR0010754176	18MZ	0.00	0.14 %	7.62	3.25 %	190.26	5.73
AMUNDI ETF GOVT BOND EUROMTS BRO	FR0010754184	18MO	0.00	0.14 %	8.53	3.53 %	194.19	31.87
AMUNDI ETF GOVT BOND HIGHEST RATE	FR0010930636	DE5A	0.02	0.14 %	6.23	-0.45 %	197.32	70.44
AMUNDI ETF GOVT BOND LOWEST RATED	FR0010892190	KX1G	22.24	0.14 %	20.94	6.71 %	172.00	178.02
AMUNDI ETF SHORT GOVT BOND EUROM	FR0010821850	540P	0.00	0.14 %	11.14	-2.79 %	101.92	10.19
AMUNDI ETF SHORT GOVT BOND EUROM	FR0010823385	540Q	0.21	0.14 %	9.20	-4.56 %	93.76	4.69
AMUNDI ETF SHORT GOVT BOND EUROMT	FR0010821876	540R	0.00	0.14 %	5.13	-1.61 %	118.80	16.43
AMUNDI ETF SHORT GOVT BOND EUROM	FR0010823401	540S	0.00	0.14 %	6.41	-2.47 %	106.32	2.13
AMUNDI ETF SHORT GOVT BOND EUROMT	FR0010823443	540T	0.09	0.14 %	7.16	-3.38 %	98.77	5.30
AMUNDI ETF SHORT GOVT BOND EUROMT	FR0010823450	540U	0.20	0.14 %	8.05	-3.60 %	95.99	1.92
ComStage ETF Commerzbank Bund-Future	LU0530124006	5X63	6.42	0.20 %	14.62	1.01 %	59.94	66.15
ComStage ETF Commerzbank Bund-Future	LU0530118024	5X61	1.39	0.20 %	9.02	-1.64 %	160.99	20.75
ComStage ETF Commerzbank Bund-Future Sh	LU0530119774	5X62	5.28	0.20 %	12.25	0.55 %	78.38	68.54
ComStage ETF Commerzbank Bund-Future TR	LU0508799334	5X60	2.45	0.20 %	8.64	-0.76 %	128.45	17.33
ComStage ETF iBoxx € Liquid Sovereigns	LU0444606452	X507	0.01	0.12 %	20.25	4.01 %	127.37	11.13
ComStage ETF iBoxx € Liquid Sovereigns	LU0444605991	X502	3.73	0.12 %	5.36	1.88 %	125.43	220.55
ComStage ETF iBoxx € Liquid Sovereigns	LU0444606536	X508	0.38	0.12 %	22.62	3.04 %	133.73	12.18
ComStage ETF iBoxx € Liquid Sovereigns	LU0444606619	X509	0.00	0.12 %	26.38	3.30 %	129.79	11.66
ComStage ETF iBoxx € Liquid Sovereigns	LU0444606023	X503	0.05	0.12 %	9.88	2.85 %	129.77	17.84
ComStage ETF iBoxx € Liquid Sovereigns	LU0444605728	X501	3.84	0.12 %	4.34	0.39 %	103.35	154.39

Bond funds

	ISIN	Xetra code	Ø Turnover/month Q3 in €m	TER	XLM ²⁾ Oct. 12 in Bp	Performance ¹⁾ Q3/2012	Xetra close Oct. 12 in €	AUM ³⁾ in Mio. €
Government bonds								
ComStage ETF iBoxx € Liquid Sovereigns	LU0444606296	X504	0.11	0.12 %	9.76	%	135.05	14.96
ComStage ETF iBoxx € Liquid Sovereigns	LU0444606379	X505	0.00	0.12 %	13.34	4.11 %	131.92	12.71
ComStage ETF iBoxx € Liquid Sovereigns	LU0444605645	X500	0.13	0.12 %	24.47	4.05 %	131.52	15.97
ComStage ETF iBoxx € Sovereigns Germany	LU0444607005	8523	0.30	0.12 %	10.15	2.86 %	148.05	12.11
ComStage ETF iBoxx € Sovereigns Germany	LU0444606882	8521	0.01	0.12 %	3.61	-2.08 %	110.82	32.68
ComStage ETF iBoxx € Sovereigns Germany	LU0444606700	8520	0.07	0.12 %	4.54	-0.27 %	103.29	30.98
ComStage ETF iBoxx € Sovereigns Germany	LU0444606965	8522	0.96	0.12 %	3.94	-0.15 %	126.66	27.61
CS ETF (IE) on iBoxx EUR Govt 1-3	IE00B3VTMJ91	SXRN	4.51	0.23 %	11.73	-0.73 %	107.06	155.61
CS ETF (IE) on iBoxx EUR Govt 3-7	IE00B3VTML14	SXRP	0.84	0.23 %	12.75	1.67 %	115.02	103.40
CS ETF (IE) on iBoxx EUR Govt 7-10	IE00B3VTN290	SXRR	1.73	0.23 %	22.66	2.68 %	120.69	18.05
CS ETF (IE) on iBoxx USD Govt 1-3	IE00B3VWN179	SXRR	0.00	0.23 %	14.34	3.56 %	103.98	36.98
CS ETF (IE) on iBoxx USD Govt 3-7	IE00B3VWN393	SXRL	0.35	0.23 %	15.66	-0.12 %	117.76	85.49
CS ETF (IE) on iBoxx USD Govt 7-10	IE00B3VWN518	SXRM	3.18	0.23 %	17.71	-0.30 %	130.65	12.12
db x-trackers II Emerging Markets Liquid Euro	LU0321462953	DXSU	11.01	0.55 %	53.52	-0.86 %	292.33	332.68
db x-trackers II Eurozone Sovereigns Double	LU0621755080	XDLE	0.00	0.30 %	115.90	6.08 %	11.69	4.68
db x-trackers II Eurozone Sovereigns Double	LU0621755676	XDXE	0.01	0.30 %	159.14	5.32 %	8.42	3.37
db x-trackers II Global Sovereign Index ETF	LU0378818131	DBZB	6.61	0.25 %	45.90	-5.61 %	203.71	148.14
db x-trackers II Global Sovereign Index ETF	LU0690964092	XGVD	0.04	0.25 %	53.17	0.22 %	202.33	27.36
db x-trackers II iBoxx € Germany 1-3 TR Index	LU0468897110	D5BC	2.94	0.15 %	4.35	0.21 %	152.29	127.76
db x-trackers II iBoxx € Germany 3-5 TRI	LU0613540854	XGN5	2.46	0.15 %	3.33	-0.24 %	183.46	5.51
db x-trackers II iBoxx € Germany 7-10 TRI	LU0730820569	XG71	1.46	0.15 %	14.16	-0.33 %	213.13	5.34
db x-trackers II iBoxx € Germany Covered 1-3	LU0548059699	X03A	1.78	0.15 %	13.21	-0.92 %	168.47	34.55
db x-trackers II iBoxx € Germany Total Return	LU0643975161	X03G	0.03	0.15 %	12.13	0.40 %	190.03	1.91
db x-trackers II iBoxx € Germany TR	LU0468896575	D5BB	13.79	0.15 %	13.14	-0.88 %	188.36	166.40
db x-trackers II iBoxx € Sovereigns Eurozone	LU0290357333	DBXC	0.68	0.15 %	34.66	-0.96 %	193.96	29.66
db x-trackers II iBoxx € Sovereigns Eurozone	LU0614173549	X03B	2.16	0.15 %	12.58	4.08 %	160.56	32.93
db x-trackers II iBoxx € Sovereigns Eurozone	LU0290356871	DBXP	9.95	0.15 %	9.32	1.58 %	162.62	432.59
db x-trackers II iBoxx € Sovereigns Eurozone	LU0290357507	DBXF	0.25	0.15 %	55.34	1.58 %	214.11	22.88
db x-trackers II iBoxx € Sovereigns Eurozone	LU0290357846	DBXG	0.02	0.15 %	57.93	2.91 %	216.35	14.11
db x-trackers II iBoxx € Sovereigns Eurozone	LU0614173895	X03C	0.16	0.15 %	14.07	1.44 %	179.07	10.76
db x-trackers II iBoxx € Sovereigns Eurozone	LU0290356954	DBXQ	16.43	0.15 %	11.23	2.42 %	180.98	405.49
db x-trackers II iBoxx € Sovereigns Eurozone	LU0290357176	DBXR	11.81	0.15 %	17.90	2.45 %	192.95	172.28
db x-trackers II iBoxx € Sovereigns Eurozone	LU0290357259	DBXB	4.84	0.15 %	29.44	3.21 %	197.79	120.23
db x-trackers II iBoxx € Sovereigns Euro	LU0613540938	XAXA	0.00	0.15 %	2.49	3.59 %	161.06	4.84
db x-trackers II iBoxx € Sovereigns Eurozone	LU0484969463	XBAT	5.20	0.15 %	14.08	-0.17 %	196.07	68.31
db x-trackers II iBoxx € Sov Eurozone T	LU0643975591	X03F	1.03	0.15 %	25.49	-0.52 %	179.97	5.41
db x-trackers II iBoxx € Sov Eurozone	LU0290355717	DBXN	38.47	0.15 %	21.17	2.75 %	186.05	602.31
db x-trackers II iBoxx € Sovereigns Eurozone Y	LU0524480265	XY4P	33.55	0.15 %	28.14	2.49 %	128.07	322.16
db x-trackers II MTS Ex-Bank of Italy Aggreg	LU0613540698	XB03	2.09	0.20 %	42.62	7.76	43.27	57.15
db x-trackers II MTS Ex-Bank of Italy BOT	LU0613540268	XB02	0.39	0.15 %	19.25		31.37	136.46
db x-trackers II MTS Ex-Bank of Italy BTP	LU0613540185	XB01	0.36	0.20 %	35.50		52.02	26.04
db x-trackers II Short iBoxx € Sovereigns Eur	LU0321463258	DXSV	3.15	0.15 %	25.42	%	100.78	197.06
ETFlab Deutsche Börse EUROGOV France	DE000ETFL425	EFQ2	2.09	0.15 %	17.00	-2.79 %	104.63	8.89
ETFlab Deutsche Börse EUROGOV France	DE000ETFL391	EFQ9	0.00	0.15 %	12.29	-0.15 %	88.04	7.05
ETFlab Deutsche Börse EUROGOV France	DE000ETFL409	EFQ0	1.65	0.15 %	13.57	-0.88 %	104.31	7.59
ETFlab Deutsche Börse EUROGOV France	DE000ETFL417	EFQ1	1.17	0.15 %	15.61	-0.40 %	116.73	9.91
ETFlab Deutsche Börse EuroGOV® Ger	DE000ETFL177	EL4R	33.84	0.15 %	3.59	0.21 %	107.38	489.52
ETFlab Deutsche Börse EuroGOV® Ger	DE000ETFL219	EL4V	10.35	0.15 %	14.22	-1.95 %	136.23	26.74
ETFlab Deutsche Börse EuroGOV® Ger	DE000ETFL185	EL4S	14.50	0.15 %	3.42	-3.57 %	91.84	187.23
ETFlab Deutsche Börse EuroGOV® Ger	DE000ETFL193	EL4T	10.95	0.15 %	4.35	-0.23 %	105.95	380.04
ETFlab Deutsche Börse EuroGOV® Ger	DE000ETFL201	EL4U	68.81	0.15 %	4.39	-1.42 %	120.85	319.12
ETFlab iBoxx € Liquid Sovereign Diversified 10	DE000ETFL169	EL4Q	0.02	0.15 %	39.48	-2.15 %	99.27	9.51
ETFlab iBoxx € Liquid Sovereign Diversified 1-	DE000ETFL110	EL4K	0.21	0.15 %	24.33	2.65 %	105.14	19.54
ETFlab iBoxx € Liquid Sovereign Diversified 1-	DE000ETFL128	EL4L	1.82	0.15 %	16.19	2.11 %	103.24	24.57
ETFlab iBoxx € Liquid Sovereign Diversified 3-	DE000ETFL136	EL4M	0.15	0.15 %	19.05	1.45 %	104.96	10.02
ETFlab iBoxx € Liquid Sovereign Diversified 5-	DE000ETFL144	EL4N	1.51	0.15 %	19.27	2.28 %	106.81	12.80
ETFlab iBoxx € Liquid Sovereign Diversified 7-1	DE000ETFL151	EL4P	0.04	0.15 %	19.79	2.44 %	105.23	7.96
iShares Barclays Austria Treasury Bond	DE000A1J0BA2	ISOH	0.34	0.20 %	18.08	2.59 %	131.38	2.63
iShares Barclays Belgium Treasury Bond	DE000A1J0BB0	ISOI	0.00	0.20 %	17.76	-0.05 %	132.96	2.66
iShares Barclays Capital \$ Treasury Bond 7	DE000AOLGQB6	IUSM	24.75	0.20 %	6.35	1.47 %	154.20	496.70
iShares Barclays Capital EM Asia Local Govt	DE000A1J0ZB9	ISOS	0.67	0.50 %	42.64	-6.62	80.03	8.79
iShares Barclays Capital Emerging Market	DE000A1JB4Q0	IUSP	9.38	0.50 %	26.09	%	73.95	251.86
iShares Barclays Capital EURO Government	DE000A0YBRX2	EUN8	0.27	0.20 %	15.19	-2.58 %	135.52	10.86
iShares Barclays Capital EURO Government	DE000AOLGQC4	IBCL	1.18	0.20 %	22.10	4.37 %	169.12	57.62
iShares Barclays Capital EURO Government	DE000AOLGQD2	IBCN	4.33	0.20 %	8.10	1.47 %	154.71	458.45
iShares Barclays Capital EURO Government	DE000A0YBRY0	EUN9	0.73	0.20 %	8.42	1.67 %	141.71	96.44
iShares Barclays Capital EURO Government	DE000AOLGQH3	IBCM	4.91	0.20 %	8.11	0.73 %	176.00	253.44

Bond funds

	ISIN	Xetra code	Ø Turnover/month Q3 in €m	TER	XLM ²⁾ Oct. 12 in Bp	Performance ¹⁾ Q3/2012	Xetra close Oct. 12 in €	AUM ³⁾ in Mio. €
Government bonds								
iShares Barclays Capital Euro Treasury Bond	DE000A0YBRZ7	EUNH	3.09	0.20 %	9.05	-0.94 %	107.26	168.13
iShares Barclays Capital EURO Treasury Bond	DE000A0RM462	EUN6	0.24	0.20 %	6.29	2.81 %	100.99	28.05
iShares Barclays Capital US Aggregate Bond	DE000A1JNCQ2	EUNX	0.12	0.25 %	21.23	0.29 %	79.92	35.84
Shares Barclays Finland Treasury Bond	DE000A1JOB8C	ISOJ	0.47	0.20 %	14.11	-5.75 %	128.82	2.58
iShares Barclays France Treasury Bond	DE000A1JOB6D	ISOK	0.87	0.20 %	12.37	-0.38 %	131.63	23.74
iShares Barclays Germany Treasury Bond	DE000A1JOB6E	ISOL	0.42	0.20 %	8.56	-0.23 %	127.00	2.54
iShares Barclays Italy Treasury Bond	DE000A1JOB6F	ISOM	4.15	0.20 %	15.53	-0.86 %	133.01	93.30
iShares Barclays Netherlands Treasury Bond	DE000A1JOB6G	ISON	0.52	0.20 %	12.64	9.00 %	128.73	2.58
iShares Barclays Spain Treasury Bond	DE000A1JOB6H	ISOP	1.11	0.20 %	36.81	-0.63 %	129.87	18.16
iShares Capital Barclays \$ Treasury Bond 1-3	DE000A0J2078	IUSU	15.02	0.20 %	5.36	8.52 %	101.89	967.58
iShares Capital Barclays EURO Government B	DE000A0J21A7	IBCA	8.94	0.20 %	7.22	-5.17 %	139.42	733.87
iShares Citigroup Global Government Bond ET	DE000A0RM439	EUN3	12.60	0.20 %	9.74	1.30 %	92.21	308.92
iShares eb.rexx Government Germany (DE)	DE0006289465	EXHA	52.32	0.25 %	4.68	-4.39 %	143.11	632.36
iShares eb.rexx Government Germany 1,5-2,5	DE0006289473	EXHB	67.74	0.07 %	3.39	-1.15 %	96.54	970.92
iShares eb.rexx Government Germany 10,5+	DE000A0D8Q31	EXX6	14.53	0.16 %	12.67	-0.85 %	158.81	88.66
iShares eb.rexx Government Germany 2,5-5,5	DE0006289481	EXHC	68.11	0.16 %	3.17	-2.93 %	113.20	527.29
iShares eb.rexx Government Germany 5,5-10,5	DE0006289499	EXHD	86.33	0.15 %	4.93	-0.92 %	134.91	579.56
iShares JPMorgan \$ Emerging Markets Bond	DE000A0RFFTO	IUS7	22.50	0.45 %	18.28	-1.34 %	92.57	1.660.25
iShares Markit iBoxx € Liquid Sovereigns Capp	DE000A0H0785	EXHF	5.00	0.16 %	21.79	-2.87 %	111.32	84.53
iShares Markit iBoxx € Liquid Sovereigns Capp	DE000A0H0793	EXHG	1.99	0.16 %	24.02	2.91 %	100.24	74.14
iShares Markit iBoxx € Liquid Sovereigns Capp	DE000A0H08C4	EXHK	0.77	0.16 %	39.58	0.95 %	113.16	15.81
iShares Markit iBoxx € Liquid Sovereigns Capp	DE000A0H08A8	EXHH	3.68	0.16 %	21.69	2.69 %	108.68	71.67
iShares Markit iBoxx € Liquid Sovereigns Capp	DE000A0H08B6	EXHJ	1.30	0.16 %	22.55	2.14 %	113.15	47.47
Lyxor ETF Daily Double Short Bund	FR0010869578	LYGK	12.16	0.20 %	12.65	3.20 %	61.83	467.13
Lyxor ETF Daily Leveraged Bund	FR0011023654	LYMI	33.86	0.20 %	5.55	1.03 %	147.22	19.14
LYXOR ETF EuroMTS 10-15Y Investment Grad	FR0010037242	LYQ6	8.91	0.17 %	7.61	-1.60 %	146.84	53.60
LYXOR ETF EuroMTS 1-3Y Investment Grade	FR0010222224	LYQ2	10.64	0.17 %	5.06	4.59 %	121.24	333.41
LYXOR ETF EuroMTS 15+Y Investment Grade	FR0010481093	LRX1	5.06	0.17 %	8.86	1.85 %	141.24	84.74
LYXOR ETF EuroMTS 3-5Y Investment Grade	FR0010037234	LYQ3	1.80	0.17 %	6.36	3.03 %	137.31	340.53
LYXOR ETF EuroMTS 5-7Y Investment Grade	FR0010411413	LYM5	3.59	0.17 %	6.30	2.44 %	132.10	400.26
LYXOR ETF EuroMTS 7-10Y Investment Grade	FR0010411439	LYM6	1.28	0.17 %	7.25	3.37 %	132.35	128.38
Lyxor ETF EuroMTS AAA Government Bond	FR0010820258	LYPK	1.82	0.17 %	5.71	3.58 %	123.38	367.67
Lyxor ETF EUROMTS AAA Macro Weighted	FR0011146315	LYS4	2.78	0.17 %	4.83	-0.53 %	102.49	103.51
Lyxor ETF EUROMTS AAA Macro Weighted	FR0011146349	LYS5	0.66	0.17 %	5.96	-0.19 %	106.49	21.83
Lyxor ETF EUROMTS AAA Macro Weighted	FR0011146356	LYS6	0.23	0.17 %	6.59	-0.21 %	109.72	102.59
LYXOR ETF EuroMTS Global Investment Grad	FR0010028860	LYG1	0.29	0.17 %	7.36	-0.20 %	144.03	533.63
Lyxor ETF iBoxx \$ Liquid Emerging Markets	FR0010967323	LYQS	1.63	0.30 %	41.26	2.89 %	94.75	48.32
PIMCO European Advantage Government Bon	IE00B5VJLZ27	PJS2	1.80	0.30 %	25.44	-2.22 %	107.15	6.06
PIMCO German Government Bond Index Sour	IE00B87LHK09	BUND	0.92	0.15 %	11.53	2.08 %	100.52	9.58
SPDR Barclays Capital 1-3 Year Euro Govern	IE00B6YX5F63	SYB3	0.50	0.15 %	16.38	-0.99 %	51.69	39.75
SPDR Barclays Capital 1-5 Year Gilt ETF	IE00B6YX5K17	SYB5	0.00	0.15 %	29.75	1.63 %	62.51	148.92
SPDR Barclays Capital 15+ Year Gilt ETF	IE00B6YX5L24	SYBL	0.19	0.15 %	21.84	-2.83 %	63.82	22.48
SPDR Barclays Capital Emerging Market Loc	IE00B4613386	SYBM	4.88	0.55 %	42.75	-4.87 %	76.72	502.35
SPDR Barclays Capital Euro Government Bo	IE00B3S5XW04	SYBB	0.13	0.15 %	15.70	-1.79 %	54.11	2.89
SPDR Barclays Capital UK Gilt ETF	IE00B3W74078	SYBG	0.00	0.15 %	30.45	2.89 %	63.26	52.73
SPDR Barclays Capital US Treasury Bond ETF	IE00B44CND37	SYBT	0.03	0.15 %	15.37	-3.95 %	82.54	8.58
SPDR Citi Asia Local Government Bond ETF	IE00B7GBL799	SYBX	0.89	0.50 %	25.50	-5.77 %	80.76	19.06
UBS-ETF Barclays Capital US 1-3 Year Treasu	LU0721552544	UEFF	0.09	0.00 %	23.00	-3.17 %	19.17	2.40
UBS-ETF Barclays Capital US 3-5 Year Treasu	LU0721552627	UEFG	0.24	0.00 %	20.77	-5.05 %	25.19	6.31
UBS-ETF Barclays Capital US 5-7 Year Treasu	LU0721552890	UEFH	0.00	0.00 %	25.38	-5.23 %	29.36	0.59
UBS-ETF Barclays Capital US 7-10 Year Treas	LU0721552973	UEFI	0.01	0.00 %	27.62	-5.47 %	32.13	0.64
UBS-ETF Markit iBoxx EUR Germany 1-3 A	LU0721553351	UEFL	0.61	0.00 %	4.02	-5.94 %	79.31	12.70
UBS-ETF Markit iBoxx EUR Germany 3-5 A	LU0721553435	UEFM	0.02	0.00 %	5.82	-0.21 %	92.45	0.93
UBS-ETF Markit iBoxx EUR Germany 5-10 A	LU0721553518	UEFN	0.71	0.00 %	10.12	-0.36 %	105.30	3.16
UBS-ETF Markit iBoxx EUR Germany 7-10 A	LU0721553609	UEFP	0.88	0.00 %	11.57	-0.61 %	106.90	13.91
Inflation-linked bonds								
AMUNDI ETF EURO INFLATION (C)	FR0010754127	18MU	0.49	0.16 %	23.37	%	186.52	30.79
ComStage ETF iBoxx € Sovereigns Inflation-Li	LU0444607187	8530	0.02	0.17 %	24.34	4.47 %	113.63	18.96
CS ETF (IE) on iBoxx EUR Inflation Linked	IE00B3VTQ640	SXRS	0.26	0.28 %	47.22	5.70 %	116.63	57.52
CS ETF (IE) on iBoxx USD Inflation Linked	IE00B3VTPS97	SXRR	0.00	0.28 %	35.12	4.60 %	135.86	48.16
db x-trackers II iBoxx € Inflation-Linked TR Ind	LU0290358224	DBXK	2.83	0.20 %	37.43	1.00 %	185.02	138.74
db x-trackers II iBoxx Global Inflation-Linked T I	LU0290357929	DBXH	23.40	0.25 %	30.38	4.38 %	200.47	728.27
iShares Barclays Capital \$ TIPS	DE000A0LQG7	IUST	2.52	0.25 %	19.64	0.75 %	158.79	416.49
iShares Barclays Capital EURO Inflation-Link	DE000A0HG2S8	IBCI	9.76	0.25 %	10.36	-4.08 %	192.62	496.96
iShares Barclays Capital Global Inflation-Link	DE000A0RFED7	IUS5	6.46	0.25 %	24.94	0.18 %	115.04	395.72
LYXOR ETF EuroMTS Inflation Linked	FR0010174292	LYG7	2.45	0.20 %	17.29	-3.91 %	128.40	261.29
AMUNDI ETF CASH 3 MONTHS EUROMTS	FR0010754200	18M1	0.24	0.14 %	4.34	4.88 %	120.58	224.88

Bond funds

	ISIN	Xetra code	Ø Turnover/month		XLM ²⁾	Performance ¹⁾	Xetra close	AUM ³⁾
			Q3 in €m	TER				
Money market								
AMUNDI ETF EONIA (C)	FR0010718841	18MC	5.42	0.14 %	0.32	0.15 %	1.402.71	93.98
ComStage ETF Commerzbank EONIA Index T	LU0378437684	C100	13.01	0.10 %	1.34	0.01 %	103.23	240.11
ComStage ETF Commerzbank FED Funds Eff	LU0378437767	C101	3.94	0.10 %	26.63	0.00 %	77.57	16.71
CS ETF (IE) on EONIA	IE00B42SXC22	CEBR	0.10	0.14 %	4.03	-4.97 %	100.84	23.33
CS ETF (IE) on FED Funds Effective Rate	IE00B3XDJG53	CEBQ	0.40	0.14 %	7.81	-0.02 %	76.98	5.90
db x-trackers II EONIA Total Return Index ETF	LU0290358497	DBXT	110.51	0.15 %	0.34	-5.06 %	139.78	1,302.65
db x-trackers II EONIA Total Return Index ETF	LU0335044896	DX22	11.03	0.15 %	0.86	0.00 %	134.72	101.55
db x-trackers II FED Funds Effective Rate TR	LU0321465469	DXSZ	3.71	0.15 %	14.30	-0.01 %	131.74	185.50
db x-trackers II Sterling Cash ETF	LU0321464652	DXS1	0.80	0.15 %	19.28	-4.98 %	231.32	54.87
ETFlab Deutsche Börse EuroGOV® Germany	DE000ETFL227	EL4W	16.73	0.12 %	3.85	-2.29 %	82.66	173.25
iShares eb.rexx Money Market (DE)	DE000A0Q4R29	EXVM	44.88	0.13 %	3.54	-0.10 %	88.44	656.17
Lyxor ETF EURO Cash EONIA	FR0010510800	L813	29.31	0.15 %	1.02	-0.79 %	106.92	1,115.12
PowerShares EuroMTS Cash 3 Months Fund	IE00B3BPCH51	PJEU	2.37	0.15 %	8.08	0.01	103.18	52.62
Multi sectors								
iShares Barclays Capital EURO Aggregate B	DE000A0RM447	EUN4	9.41	0.25 %	9.52	%	110.74	634.14
SPDR Barclays Capital Euro Aggregate Bond	IE00B41RYL63	SYBA	0.00	0.20 %	26.31	0.16 %	54.03	12.13
SPDR Barclays Capital Sterling Aggregate	IE00B3T8LK23	SYBP	0.02	0.20 %	40.62	2.44 %	69.34	16.59
SPDR Barclays Capital US Aggregate E	IE00B459R192	SYBU	0.10	0.20 %	29.27	2.74 %	82.31	14.77
SPDR Barclays Capital US Aggregate Bond	IE00B459R192	SYBU	0.23	0.20 %	48.26	-4.80 %	86.46	12.06
						9.10		

Strategy funds

	ISIN	Xetra code	Ø Turnover/month		XLM ²⁾	Performance ¹⁾	Xetra close	AUM ³⁾
			Q3 in €m	TER				
Derivatives								
Lyxor ETF DAXplus Covered Call	LU0252635023	LYY9	0.41	0.40 %	85.81	6.59 %	64.37	13.35
Lyxor ETF DAXplus Protective Put	LU0288030280	LYMT	1.43	0.40 %	100.55	6.13 %	45.85	14.61
Lyxor ETF EURO STOXX 50 Buywrite	FR0010389205	LYM3	0.02	0.40 %	93.29	7.17 %	13.90	13.42
Dividend								
ComStage ETF DivDAX® TR	LU0603933895	C003	1.70	0.25 %	23.88	5.39 %	18.00	19.36
ETFX Dow Jones Global Select Dividend Fund	DE000A1H81A3	ETL5	0.13	0.50 %	39.46	-0.06 %	16.19	2.04
iShares DivDAX (DE)	DE0002635273	EXSB	37.17	0.32 %	17.37	5.34 %	11.44	276.75
iShares DJ Asia Pacific Select Dividend 30	DE000A0H0744	EXXW	8.32	0.32 %	50.05	0.13 %	30.35	156.98
iShares DJ Asia/Pacific Select Dividend 30	DE000A0J2086	IQQX	5.39	0.59 %	40.05	-1.18 %	25.20	326.28
iShares DJ US Select Dividend (DE)	DE000A0D8Q49	EXX5	19.55	0.32 %	19.63	-4.41 %	32.08	167.33
iShares Dow Jones Emerging Markets Select	DE000A1JXDN6	EUNY	1.56	0.65 %	66.18	-2.79 %	22.27	83.10
iShares EURO STOXX Select Dividend 30	DE000A0HG2P4	IQQA	5.82	0.40 %	19.43	0.72 %	15.31	322.00
iShares EURO STOXX Select Dividend 30	DE0002635281	EXSG	12.16	0.32 %	28.56	3.17 %	14.30	216.14
iShares FTSE UK Dividend Plus	DE000A0HG2R0	IQQD	1.44	0.40 %	26.52	1.83 %	9.20	572.80
iShares STOXX Europe Select Dividend 30	DE0002635299	EXSH	4.66	0.32 %	29.20	1.34 %	13.63	112.14
iShares STOXX Global Select Dividend 100	DE000A0F5UH1	ISPA	20.22	0.47 %	40.81	-2.99 %	21.45	213.28
Lyxor ETF EURO STOXX 50 Dividends	FR0010869529	LYQM	0.03	0.70 %	124.60	7.01 %	96.32	14.16
Lyxor ETF STOXX Europe Select Dividend 30	FR0010378604	LYMF	3.11	0.30 %	25.98	0.97 %	13.54	81.07
SPDR S&P Emerging Markets Dividend ETF	IE00B6YX5B26	SPYV	1.73	0.65 %	72.73	-3.76 %	17.14	71.99
SPDR S&P US Dividend Aristocrats ETF	IE00B6YX5D40	SPYD	7.77	0.35 %	36.86	-3.12 %	22.03	557.36
AMUNDI ETF MSCI EMU HIGH DIVIDEND	FR0010717090	18M2	0.57	0.30 %	11.55	8.15 %	57.18	31.62
AMUNDI ETF MSCI EUROPE HIGH DIVID	FR0010718874	18M7	0.01	0.30 %	17.25	0.71 %	71.28	26.66
ComStage ETF EURO STOXX Select Divid	LU0378434236	C051	0.47	0.25 %	31.20	3.07 %	24.83	78.59
db x-trackers EURO STOXX Select Dividend	LU0292095535	DXSA	4.59	0.30 %	21.93	3.45 %	14.38	63.10
db x-trackers STOXX Global Select Dividend	LU0292096186	DXSB	10.26	0.50 %	23.12	-1.05 %	21.77	253.22
ETFlab DAXplus® Maximum Dividend	DE000ETFL235	EL4X	3.43	0.30 %	54.06	3.12 %	73.08	86.00
EURO STOXX Select Dividend 30	DE000ETFL078	EL4G	3.49	0.30 %	28.33	1.78 %	14.27	53.63
EURO STOXX Select Dividend 30 Source E	IE00B605X626	SCOM	0.46	0.30 %	31.58	3.09 %	24.02	6.03
Ethik-conform								
db x-trackers DJ Islamic Market Titans 100 E	LU0328475529	DX2W	0.87	0.50 %	46.51	-3.00 %	24.58	7.28
db x-trackers S&P 500 Shariah ETF	LU0328475362	DX2V	0.46	0.50 %	67.94	-4.45 %	10.74	5.51
db x-trackers S&P Europe 350 Shariah Index	LU0328475107	DX2T	0.15	0.50 %	58.38	0.32 %	12.52	5.89
db x-trackers S&P Japan 500 Shariah ETF	LU0328475289	DX2U	0.43	0.50 %	124.78	-3.93 %	8.18	2.34
db x-trackers STOXX Europe Christian	IE00B3QWFQ10	XECD	0.86	0.40 %	65.70	3.87 %	10.74	9.69
iShares MSCI Emerging Market Islamic	DE000A0NA0M3	IUSE	0.44	0.85 %	65.89	-2.56 %	14.10	32.41
iShares MSCI USA Islamic	DE000A0NA0N1	IUSF	0.04	0.50 %	48.22	-4.70 %	20.26	16.46
iShares MSCI World Islamic	DE000A0NA0L5	IUSD	0.01	0.60 %	55.72	-3.02 %	17.64	42.91
Fundamental								
Lyxor ETF FTSE RAFI Europe	FR0010400770	LYQB	0.17	0.60 %	121.92	6.11 %	41.50	8.37

Strategy funds

	ISIN	Xetra code	Ø Turnover/month		XLM ²⁾	Performance ¹⁾	Xetra close	AUM ³⁾
			Q3 in €m	TER				
Fundamental								
Lyxor ETF FTSE RAFI US 1000	FR0010400804	LYQA	0.03	0.60 %	40.35	-1.38 %	47.77	20.84
PowerShares FTSE RAFI Asia Pacific Ex-Jap	IE00B23D9463	6PSJ	0.05	0.80 %	46.52	-0.92 %	5.62	5.06
PowerShares FTSE RAFI Developed 1000 F	IE00B23D8W74	6PSB	0.02	0.50 %	56.58	0.88 %	9.19	3.67
PowerShares FTSE RAFI Developed Europe	IE00B23D8Y98	6PSD	0.02	0.50 %	49.60	5.83 %	8.66	5.19
PowerShares FTSE RAFI Emerging Markets F	IE00B23D9570	6PSK	0.02	0.65 %	64.81	-2.38 %	6.70	8.70
PowerShares FTSE RAFI Europe Fund	IE00B23D8X81	6PSC	0.01	0.50 %	35.08	5.43 %	6.80	7.48
PowerShares FTSE RAFI US 1000 Fund	IE00B23D8S39	6PSA	0.09	0.39 %	35.37	-1.39 %	7.83	56.38
Groth								
Lyxor ETF Russell 1000 Growth	FR0011119148	LYS3	0.00	0.40 %	140.88	-4.53 %	119.81	3.00
UBS ETFs plc - MSCI EMU Growth TRN	IE00B4MFJH03	UIQ1	1.49	0.40 %	84.91	3.80 %	175.82	2.09
UBS ETFs plc - MSCI USA Growth TRN	IE00B5ST4671	UIQ3	5.79	0.76 %	71.16	1.00 %	37.50	224.54
UBS ETFs plc - MSCI USA Growth TRN	IE00B4X9WC78	UIQ4	1.99	0.59 %	72.21	1.08 %	11,291.50	35.65
ETFlab STOXX Europe Strong Growth 20	DE000ETFLO37	EL4C	0.19	0.65 %	45.14	4.45 %	16.67	2.27
iShares EURO STOXX Total Market Growth	DE000A0HG3L1	IQQG	2.76	0.40 %	22.98	3.81 %	23.45	52.14
Lyxor ETF MSCI EMU Growth	FR0010168765	LYY3	0.07	0.40 %	25.16	3.66 %	76.73	14.35
Quantitative								
C-QUADRAT IQ European Equity ETF	LU0531943461	C2F1	0.24	0.63 %	105.05	-1.62 %	93.45	27.60
PowerShares Dynamic US Market Fund	IE00B23D9240	6PSH	0.00	0.75 %	55.85	-4.53 %	6.91	9.67
Sustainability								
AMUNDI ETF GREEN TECH LIVING PLANET	FR0010949479	WWLP	0.42	0.45 %	22.21	-0.44 %	68.28	9.22
iShares Dow Jones Europe Sustainability Scr	DE000A1JB4N7	IUSK	0.26	0.45 %	29.51	5.28 %	25.13	7.61
iShares Dow Jones Global Sustainability Scr	DE000A1JB4P2	IUSL	0.29	0.60 %	39.38	-0.48 %	18.64	30.19
UBS-ETF MSCI Europe & Middle East Social	LU0629460675	UIMR	0.08	0.45 %	43.86	2.93 %	56.63	5.74
UBS-ETF MSCI Europe & Middle East Social	LU0629460758	UIMS	0.00	0.28 %	43.84	3.00 %	11,334.09	5.74
UBS-ETF MSCI North America Socially Resp	LU0629460089	UIMP	0.03	0.50 %	59.71	-2.85 %	46.69	4.71
UBS-ETF MSCI North America Socially Respl	LU0629460162	UIMQ	0.10	0.33 %	44.54	-2.72 %	9,342.90	4.71
UBS-ETF MSCI Pacific Socially Resp A	LU0629460832	UIMT	0.01	0.70 %	77.57	-3.59 %	39.97	3.98
UBS-ETF MSCI Pacific Socially Resp I	LU0629460915	UIMU	0.07	0.53 %	100.06	-3.42 %	7,997.80	3.99
UBS-ETF MSCI World Socially Responsible A	LU0629459743	UIMM	0.19	0.55 %	46.63	-1.17 %	44.66	12.11
UBS-ETF MSCI World Socially Responsible I	LU0629459826	UIMN	0.02	0.38 %	24.99	-1.14 %	8,932.40	19.30
iShares Dow Jones Eurozone Sustainability S	DE000A0F5UG3	EXXV	5.41	0.42 %	32.00	8.51 %	9.05	66.98
Value								
Lyxor ETF Russell 1000 Value	FR0011119197	LYS2	0.17	0.40 %	139.13	-1.82 %	122.25	4.40
MSCI Europe Value Source ETF	IE00B3LK4Z20	EMSV	0.01	0.35 %	30.57	6.23 %	144.46	69.03
UBS (ri) ETF plc - MSCI USA Val (USD) A-dis	IE00B78JSG98	UBU5	0.01	0.35 %	47.07	-2.42 %	34.23	2.05
UBS (ri) ETF plc - MSCI USA Val (USD) I-dis	IE00B65Y5K09	UBU6	0.00	0.23 %	40.12	-2.35 %	3,423.00	2.05
db x-trackers MSCI Europe Value TRN Index	LU0486851024	D5L	0.09	0.40 %	281.62	6.07 %	14.34	7.86
ETFlab STOXX Europe Strong Value 20	DE000ETFLO45	EL4D	0.04	0.65 %	43.59	7.30 %	13.08	3.15
iShares EURO STOXX Total Market Value L	DE000A0HG2N9	IQQV	14.48	0.40 %	20.77	7.16 %	16.47	99.80
Lyxor ETF MSCI EMU Value	FR0010168781	LYY2	0.16	0.40 %	26.24	9.62 %	87.86	81.69
UBS-ETF EMU Values	LU0446734369	UIME	0.03	0.41 %	30.20	9.32 %	29.45	79.05
Value/growth								
ETFlab STOXX Europe Strong Style Compos	DE000ETFLO52	EL4E	0.03	0.65 %	41.17	5.20 %	14.98	3.37

Commodity funds

	ISIN	Xetra code	Ø Turnover/month		XLM ²⁾	Performance ¹⁾	Xetra close	AUM ³⁾
			Q3 in Mio. €	TER				
AMUNDI ETF COMMODITIES S&P GSCI (LE)	FR0010821728	2E7A	0.00	0.30 %	35.85			43.28
AMUNDI ETF COMMODITIES S&P GSCI AG	FR0010821736	2E7B	0.01	0.30 %	34.01	-8.28 %	94.59	12.86
AMUNDI ETF COMMODITIES S&P GSCI ME	FR0010821744	2E7C	0.04	0.30 %	43.55			77.49
AMUNDI ETF COMMODITIES S&P GSCI	FR0010821777	2E7D	0.00	0.30 %	34.70	-3.37 %	266.98	8.01
ComStage ETF Commerzbank Commodity ex	LU0419741177	CO90	6.92	0.30 %	51.91	0.22 %	110.18	115.48
db x-trackers db commodity booster DJ-UBSC	LU0429790743	DBZN	2.21	0.95 %	54.79	-1.23 %	27.21	115.78
db x-trackers db commodity booster Light Ene	LU0411078123	DX26	0.18	0.95 %	60.14	-0.95 %	16.67	12.10
db x-trackers DBLCl - OY Balanced ETF (EU)	LU0292106167	DXSM	39.28	0.55 %	25.68	0.06 %	31.72	625.01
EasyETF GS Ultra-Light Energy	LU0246046329	IM2F	0.79	0.30 %	47.03	-7.19 %	230.14	46.21
EasyETF S&P GSCI Capped 35/20	LU0203243414	IM2E	16.79	0.30 %	42.49	-4.73 %	35.63	218.85
EasyETF S&P GSCI Light Energy Dynamic TR	LU0309198074	IM2K	0.08	0.30 %	135.85	-6.24 %	274.60	6.84
ETF DJ-UBS All Commodities Forward 3 Mo	DE000A1CXBV8	ETL2	0.72	0.55 %	38.09	-5.79 %	17.10	39.32
iShares DJ-UBS Commodity Swap (DE)	DE000A0H0728	EXXY	20.44	0.47 %	24.49	-6.52 %	28.69	553.90
iShares S&P GSCI Dynamic Roll Agriculture S	DE000A1J0ZD5	ISOU	0.02	0.45 %	44.23		20.42	12.76
iShares S&P GSCI Dynamic Roll Commodity S	DE000A1J0ZC7	ISOT	0.01	0.45 %	45.00		19.00	14.23
iShares S&P GSCI Dynamic Roll Energy S	DE000A1J0ZE3	ISOV	0.02	0.45 %	43.70		18.90	18.39

Commodity funds

	ISIN	Xetra code	Ø Turnover/month		XLM ²⁾ Oct. 12 in Bp	Performance ¹⁾ Q3/2012	Xetra close Oct. 12 in €	AUM ³⁾ in Mio. €
			Q3 in €m	TER				
iShares S&P GSCI Dynamic Roll Ind Met	DE000A1J0ZF0	ISOW	0.00	0.45 %	38.93		18.38	12.90
Lyxor ETF Broad Commodities Momentum TR	LU0721447596	LYPX	0.08	0.35 %	36.87	-5.52 %	102.47	8.30
Lyxor ETF Broad Commodities Optimix TR	LU0721447919	LYPY	0.01	0.35 %	40.78	-4.76 %	105.18	8.52
Lyxor ETF Commodities Thomson Reuters/Jeff	FR0010346205	LYYH	1.71	0.35 %	20.21	-8.29 %	20.69	150.21
Lyxor ETF Commodities Thomson Reuters/Jeff	FR0010270033	LYY6	11.03	0.35 %	14.50	-6.82 %	21.59	488.15
Lyxor ETF S&P GSCI Aggregate 3 Month For	LU0721447083	LYPW	0.03	0.35 %	36.98	-4.90 %	104.16	3.23
Lyxor ETF S&P GSCI Aggregate Inverse 1 Mo	LU0721446606	LYPV	0.00	0.40 %	36.94	-5.76 %	94.51	1.04
Lyxor ETF S&P GSCI Agriculture & Livestock	LU0692028375	LYP2	0.02	0.35 %	90.57	-9.70 %	108.51	3.27
Lyxor ETF S&P GSCI Industrial Metals 3 Mon	LU0692030603	LYP4	0.15	0.35 %	90.69	-3.32 %	100.02	3.01
Lyxor ETF S&P GSCI Inverse Agriculture & Liv	LU0692027138	LYP1	0.24	0.40 %	90.61	-0.43 %	99.65	1.01
Lyxor ETF S&P GSCI Inverse Industrial Metals	LU0692029423	LYP3	0.01	0.40 %	90.50	-7.37 %	108.36	1.09
RBS Market Access Jim Rogers International	LU0249326488	M9SA	6.37	0.70 %	43.31	-5.00 %	26.20	233.42
RBS Market Access RICI-Agriculture Index ET	LU0259321452	M9SB	11.96	0.70 %	55.40	-8.92 %	105.60	96.66
RBS Market Access RICI-Metals Index ETF	LU0259320728	M9SC	8.54	0.60 %	25.72	-0.97 %	122.24	74.42
RBS Market Access S&P GSCI® Capped Com	LU0562665934	M9SR	0.02	0.65 %	76.80	-3.07 %	72.86	5.66
RBS Market Access S&P GSCI®Capped Com	LU0562665850	M9SS	0.00	0.65 %	76.83	-7.63 %	51.43	5.48

Other asset classes

	ISIN	Xetra code	Ø Turnover/month		XLM ²⁾ Oct. 12 in Bp	Performance ¹⁾ Q3/2012	Xetra close Oct. 12 in €	AUM ³⁾ in Mio. €
			Q3 in €m	TER				
Currencies								
db x-trackers Currency Carry ETF (EUR)	LU0328474126	DX2N	1.92	0.30 %	15.60	1.97 %	55.36	7.76
db x-trackers Currency Moment ETF (EUR)	LU0328474043	DX2M	0.29	0.30 %	17.45	-4.94 %	34.09	3.42
db x-trackers Currency Returns ETF (EUR)	LU0328474472	DX2P	2.69	0.30 %	12.10	-0.81 %	47.90	36.60
db x-trackers Currency Valuation ETF (EUR)	LU0328473748	DX2L	0.52	0.30 %	14.23	-0.63 %	45.50	7.96
Hedge funds								
db x-trackers db Equity Strategies Hedge Fu	LU0519153489	DBPZ	0.00	0.90 %	64.03	1.51 %	9.39	2.35
db x-trackers db Hedge Fund Index ETF	LU0328476337	DX2Y	9.45	0.90 %	37.77	-0.29 %	10.31	200.08
RBS Market Access CTA Index ETF - EUR	LU0712092450	M9S3	0.05	0.75 %	84.65	-2.78 %	972.45	6.55
RBS Market Access CTA Index ETF - USD	LU0653608454	M9SX	0.02	0.75 %	84.81	-2.74 %	958.30	6.84
UBS ETFs plc - HFRX Equity Hedge Index SF	IE00B76VD289	UIQ6	0.00	0.60 %	249.36	1.39 %	99.07	2.97
UBS ETFs plc - HFRX Event Driven Index SF	IE00B76VD396	UIQ7	0.00	0.60 %	199.53	0.26 %	97.58	2.92
UBS ETFs plc - HFRX Global Hedge Fund In	IE00B54DDP56	UIQC	5.01	0.60 %	48.24	0.14 %	92.72	83.13
UBS ETFs plc - HFRX Global Hedge Fund In	IE00B53PTF40	UIQE	0.00	0.60 %	99.76	0.27 %	92.48	0.89
UBS ETFs plc - HFRX Global Hedge Fund In	IE00B5280Y01	UIQB	0.00	0.60 %	99.74	0.06 %	89.78	3.57
UBS ETFs plc - HFRX Global Hedge Fund In	IE00B53B4246	UIQD	0.00	0.60 %	99.88	0.23 %	91.54	1.19
UBS ETFs plc - HFRX Macro CTA Index SF	IE00B76VD404	UIQ5	0.00	0.60 %	249.34	-1.80 %	97.95	2.94
UBS ETFs plc - HFRX Relative Value Arbitr	IE00B76VD511	UIQ8	0.00	0.60 %	199.50	0.20 %	98.08	2.92
Inflation								
db x-trackers II EURO Inflation Swap 5 year T	LU0426245436	DX20	1.33	0.20 %	26.18	0.61 %	114.06	27.48
Multi asset classes								
db x-trackers Portfolio TR Index ETF	LU0397221945	DBX0	3.80	0.72 %	74.37	3.50 %	148.71	94.02
db x-trackers Stiftungs-ETF Stabilität	IE00B4WRDS59	XSBT	0.01	0.75 %	96.37	1.66 %	10.43	5.21
db x-trackers Stiftungs-ETF Wachstum	IE00B3Y8D011	XS7W	0.01	0.75 %	100.50	-0.19 %	10.42	5.19
Volatility								
db x-trackers II Euro Interest Rate Volatility To	LU0378818644	DX24	0.01	0.25 %	42.32	-2.70 %	94.61	6.24
db x-trackers II Euro Interest Rates Volatility S	LU0378818727	DX25	0.00	0.25 %	40.47	2.40 %	103.66	6.31
ETFX-BofAML IVSTOXX ETF	DE000A1H81B1	ETL6	10.52	0.80 %	267.63	-36.74 %	11.02	34.02
Nomura Voltage Mid-Term Source ETF	DE000A1JQQZ6	NVLT	3.47	0.30 %	159.81	-12.44 %	57.14	107.13

Active ETFs

	ISIN	Xetra code	Ø Turnover/month		XLM ²⁾ Oct. 12 in Bp	Performance ¹⁾ Q3/2012	Xetra close Oct. 12 in €	AUM ³⁾ in Mio. €
			Q3 in €m	TER				
Julius Bär Smart Equity ETF Asia	LU0747924560	JB6A	0.00	0.70 %	65.74	2.37 %	105.94	0.80
Julius Bär Smart Equity ETF EM	LU0747924131	JB6M	0.02	0.70 %	65.55	-0.57 %	97.59	0.74
Julius Bär Smart Equity ETF Europe	LU0747923752	JB6E	0.00	0.60 %	39.62	3.51 %	102.70	10.86
Julius Bär Smart Equity ETF World	LU0747923240	JB6W	0.00	0.65 %	55.64	1.49 %	100.18	0.75
PIMCO Euro Short Maturity Source ETF	IE00B5ZR2157	PJS1	3.81	0.35 %	10.26	0.28 %	100.97	128.94

Contact

Issuers ETFs

Amundi ETF

Bettina May
+49 (0) 69-74-221 323
bettina.may@amundi.com



Thorsten Michalik
+49 (0) 69-9 10-3 7 28
thorsten.michalik@db.com



Thomas Pohlmann
+49 (0) 89-327 29-33 20
thomas.pohlmann@etflab.de



Jürgen Blumberg
+49 (0) 89-42729 -5898
juergen.blumberg@blackrock.com



The Royal Bank of Scotland Group
Kemal Bagci
+49 (0) 69-26 90-67 48
kemal.bagci@rbs.com



Frank Müsel
+41 (0) 44-2 34-62 08
frank.muesel@ubs.com



Thomas Meyer-zu-Drewer
+49 (0) 69-13 6-800 05
thomas.meyer-zu-drewer@commerzbank.com



Jamal Benerroua
+331 (0) 58-97 14 61
jamal.benerroua@bnpparibas.com



Jemma Wainwright
+44 (0) 20-7 9 919 731
jemma.wainwright@hsbc.com

EXCHANGE TRADED FUNDS BY
LYXOR
SOCIETE GENERALE GROUP
Nizam Hamid
+44 (0) 20-7 762 5058
nizam.hamid@sgcib.com



Kevin Gant
+44 (0) 20-3 370 1113
kevin.gant@source.info



Levente Kucsar
+49 (0) 69-75 38-2756
levente.kucsar@credit-suisse.com



Bernhard Wenger
+44 (0) 20-34 40-30 97
bernhard.wenger@etfsecurities.com



Bruno Schmidt-Voss
+49 (0) 69-2 98 07-2 45
bruno_schmidt-voss@fra.invesco.com



Isabelle Bourcier
+331 (0) 78-4 56 75
isabelle.bourcier@ossiam.com

STATE STREET GLOBAL ADVISORS | **SS&A**
Axel Riedel
+49 (0) 69-66 77 45 017
axel_riedel@ssga.com

Issuers ETCs/ETNs

db ETC



Philip Knüppel
+49 (0) 172-3 74-30 80
philip.knueppel@db.com



Martina Gruber
+49 (0) 69-2 11-1 21 04
martina.gruber@deutsche-boerse.com



Bernhard Wenger
+44 (0) 20-34 40-30 97
bernhard.wenger@etfsecurities.com



Sabrina Jendly
+44 (0) 20-7 773 87 68
sabrina.jendly@barclays.com



The Royal Bank of Scotland Group
Kemal Bagci
+49 (0) 69-17006748
kemal.bagci@rbs.com



Kevin Gant
+44 (0) 20-3370 1113
kevin.gant@source.info

Designated Sponsors

BANCA IMI S.P.A.

Francesco Riccardi
+39 (0) 2-72-6 12 0 89
francesco.riccardi@bancaimi.com

FLOW TRADERS B.V.

Jan De Bolle
+31 (0) 20-7-99 67-89
jan.de.bolle@flowtraders.com

SOCIETE GENERALE S.A. FRANKFURT

Thierry Rakotomalala
+33-(0) 1-42-1 38-3 84
thierry.rakotomalala@sgcib.com

BARCLAYS CAPITAL SECURITIES LTD.

Andrew Turner
+44 (0) 20-7-6 23-23 23
andrew.turner2@barcap.com

GOLDMAN SACHS INTERNATIONAL, LONDON

Michael Winkelgrund
+44 (0) 20-7-55 23-4 75
michael.winkelgrund@gs.com

SUSQUEHANNA INTERNATIONAL SECURITIES

John Keogh
+35 (0) 3-18-02 80 82
keogh@sig.com

BNP PARIBAS ARBITRAGE SNC

Christian-Emmanuel Bonnet
+33 (0) 1-55 77 33 80
christian-emmanuel.bonnet@bnpparibas.com

INTERNATION MARKET MAKERS COMB. BV

Autumn Gilles
+31 (0) 20-7 9 88-5 29
autumn.gilles@imc.nl

THE ROYAL BANK OF SCOTLAND N.V.

+44 (0) 20 7-6 78-71 45

COMMERZBANK AG

Frank Mohr
+49 (0) 69-3 62-25 12
frank.mohr@commerzbank.com

J.P.MORGAN SECURITIES LTD.

Christoph Hock
+44 (0) 2 07-7 79-34 81
hock_christoph@jpmorgan.com

UBS AG

+44 (0) 20-7 5 68-44 76

CREDIT SUISSE SECURITIES (EUROPE) LTD

Stephen Poetzsch
+49 (0) 69-75 38-23 56
stephen.poetzsch@csfb.com

MORGAN STANLEY & CO. INTERNATIONAL PLC

Geoffrey Graig
+44 (0) 20-7 4 25-63 60
geoffreycraig@msdw.com

UniCredit Bank AG

Paolo Giulianini
+44 (0) 20-7 8 26-69 21
paolo.giulianini@unicreditgroup.co.uk

DEUTSCHE BANK AG

Manooj Mistry
+44 (0) 20-7 5 45-10 37
manooj.mistry@db.com

NYENBURGH BEHEER B.V.

Bart Lijnse
+31 (0) 2-05 21 39-30
lijnse@nyenburgh.nl

DEKABANK DEUTSCHE GIROZENTRALE

Martin Velten
+49 (0) 69-71 47-73 82
Martin.Velten@deka.de

OPTIVER V.O.F.

Sebastiaan Koeling
+31-(0) 2-05-3 19-0 00
sebastiaankoeling@optiver.com

Turnover figures represent Xetra order book turnover. Average quarterly turnover data are from Deutsche Börse AG, unless otherwise specified.
More detailed information on XTF can be found on the Internet at: www.xetra.com > Market structure & tradable instruments > Tradable instruments > ETF exchange-traded funds

1) The performance is based on the close price of the last trading day in the reporting month and the last trading day of the previous quarter. Source: Deutsche Börse

2) Based on an order volume of €100,000. The Xetra Liquidity Measure (XLM) quantifies liquidity costs for the immediate execution of both a buy order and sell order based on a given order volume.

3) Assets under management. As at: 31 October 2012

Note: Deutsche Börse AG carefully selects contributions from among those supplied to it by third parties. However, the respective author carries the sole responsibility for the content of his/her contribution. These articles do not reflect the opinion of Deutsche Börse AG. The information and notification contained herein are for information purposes only. None of the information contained herein constitutes an offer to sell or an advertisement for offers to purchase a security or any other product described herein. Deutsche Börse AG will accept no liability for the completeness or correctness of the information contained herein. Therefore, no one should rely on the information contained herein. Deutsche Börse AG will accept no liability for damages incurred because of actions taken on the basis of the information contained in these pages.

® Registered trademark of Deutsche Börse AG

Order number: 1015-4387